

Capital Improvements Program

Monthly Report
August 2009



River Gate Elementary School (E07-06)

CAPITAL PROGRAM SERVICES Capital Improvements Program

AUGUST 2009 MONTHLY REPORT

PROGRAM OVERVIEW

- Project Management
- Controls
- Quality
- MWSBE
- Bond Progress Summary
- Project Bid Dates - Next 120 Days
- Mobile Swing Space Utilization
- Project Contractor Teams; in Design/Construction and Substantially Completed/Closed
- School Site Location Maps
 - Elementary Schools
 - Middle Schools
 - High Schools & Specialty Schools

PROJECT STATUS REPORTS

MONTHLY PROJECT PHOTOS

MWSBE PARTICIPATION REPORT

PROJECT CONTROLS

- Budget Summary Reports
 - 1997 – 2002 Bond Series
 - 2004 – 2007 Certificates of Participation
 - 2007 Bond Series
 - 2008 Certificates of Participation
- Effectiveness and Efficiency of Financial Management
 - Architect/Engineer Performance Indicators
 - Prototype and Site Adaptation Schedule Information
- Expenditure Summary

PROGRAM OVERVIEW

PROJECT MANAGEMENT

The month of August was busy, and a significant amount of work was performed by all stakeholders involved in preparing newly constructed and renovated schools for opening day. Contractors worked overtime where needed to ensure facilities were ready to furnish when the FF&E teams arrived and cleaning crews came behind everyone to make sure the buildings were clean and ready for students opening day. All projects that were scheduled to open did open as planned, and CPS teams staffed each site to help ensure a successful first day in the new facilities.

As of August 25 four new elementary schools, one new replacement elementary school, two new middle schools, two new high school classroom buildings, one partial replacement elementary school and four renovation projects were “opened for business”. There was still one unresolved ROW issue at Long Creek Elementary that delayed the final road widening improvements from being done by opening day. CPS and NCDOT were prepared for this and assigned traffic control officers to assist with traffic management activities. These officers will not be required once final paving is complete and the new traffic patterns learned. The ROW issues have become more complex since last month and alternate design solutions are being studied.

Work progress on all Capital projects as of August 31st is as follows:

The new additions at North Mecklenburg and South Mecklenburg high schools are complete and open. The Idlewild Elementary renovation addition project is also complete and open. It’s new bus parking lot, located where the old school kitchen cafeteria and classroom building was, will be completed and turned over for use in October.

The renovation of the existing classroom building at Alexander Graham Middle is complete as are the renovations in the media, vocational, and cafeteria areas. A gym renovation/expansion is the last phase of work to be done under current bond funding. This will be contracted for separately and work will start during this school year.

The last phase of the Sedgefield Middle renovation project was turned over to the school early in the month. The school track will be repaired as a separate project and work started in this school year.

The new classroom, admin addition, renovated existing 2-story classroom building, and gym building renovation at Harding High were all placed into use at the start of this school year. The ongoing phases of work include renovation of Buildings C and B. The contractor is on schedule and work started in both areas once occupancy approvals were obtained for the areas reoccupied this August. This remaining phase of the project will be complete in December of this year. The swing mobiles will be in use until then.

New schools completed and placed into use this August include Berewick ES (E07-01), River Oaks Academy (E07-02), Stoney Creek ES (E07-03), River Gate ES (E07-06), Ridge Road MS (M07-01), and Whitewater MS (M07-02). Contractors and CPS move-in teams worked closely with the staff of the new schools to ensure they were ready to be used when students arrived. All schools opened successfully.

Landscaping work for these projects will continue into the fall to ensure new trees and shrubs are planted during the Fall planting season. In addition, some public road work will continue into September.

The Long Creek community was excited to move into their new replacement school August 25. The occupancy of this project was tied to the Beatties Foard Road widening project. The road work completion

was coordinated with NCDOT and the Town of Huntersville so that the new school could obtain occupancy approval without all final road work being 100% complete on opening day. The road work will continue into September and possibly October.

Idlewild ES opened as planned. This project involved a substantial replacement of the oldest wings of the existing school and connecting a new major addition containing classrooms, the administration areas, kitchen, cafeteria and multi-purpose to two remaining wings that were also renovated as needed to come up to current standards. Additionally a new parent drop off, visitor parking, and bus lot were to be built. The new bus lot work could not be started until the old school was demolished and that work could not start until the new additions was done this summer. For that reason the new school opened as planned without the new bus lot being completed. This work will be done in September.

The new Bailey Road HS project is progressing very well and remains on schedule. All school buildings are completely enclosed and finishes are being installed in the classroom, admin and media center areas. Overhead mechanical, electrical, plumbing and metal stud framing in ceilings and bulkhead areas work is ongoing in all other areas of the school. Kitchen rough-ins are progressing very well. The football stadium synthetic turf and baseball and softball fields are in place and grassed areas are establishing very well. All athletic field buildings are enclosed and in various stages of completion. The construction completion date remains spring of 2010.

The new Mint Hill HS project is on schedule. Buildings are being closed in with windows and doors. Most window work is done in the classroom areas. The curtain wall at the media center and auditorium has started but is not complete. Drywall work is progressing very well in the admin, classroom, and media center areas of the project and should be 100% next month. Overhead HVAC, plumbing, and electrical rough-ins are ongoing in all other areas. Sitework is ongoing. Stadium work is underway and ball field grassing is nearing completion. Synthetic turf will be started in October.

Designers are working on the final plans of the remaining 2007 bond projects not currently under construction. Design work will be completed so each project will be "shovel ready" when county bond funds are released in 2010, 2011, and 2012. The majority of the designs have been submitted for final approval to code enforcement. The remaining few will be submitted for final code review before this calendar year passes.

Sitework and road widening approvals are progressing slower than anticipated. Approval agencies are requesting more work and changing their criteria after we complete previously approved work. CPS will be challenging some of these requests. The projects to be completed, made "shovel ready" and "shelved" include the new elementary schools E07-04, E07-05, E07-07, and E07-08, Bain and Pineville elementary replacement schools, and Newell Elementary, Independence High gym and administrative addition, Myers Park and Vance High classroom additions, the East Mecklenburg High auditorium, Garinger High classroom addition and track & field renovation, the McClintock Middle replacement, the stadium replacements at Olympic and West Mecklenburg highs, and the Ranson Middle addition and renovation. The County submitted applications for federal Qualified School Construction Bonds (QSCB) that must be site specific. As of August 31st the County has not communicated any change in plans from what they originally stated on a funding schedule for the remaining 2007 Bond projects.

CONTROLS

Expenditures for this month were \$20.5 million. This brings the total expenditures to date for the calendar year to \$138.7 million. The Controls team is continuing the process of closing out the 1997 and 2000 Bond programs and the 2005 COPs program. Additionally, the Controls team continues the daily efforts of timely preparation and processing of board packages, invoices, notices of potential change, change orders, pay applications, and check requests for current construction projects. These tasks, along with the ongoing analysis with the project teams on awarded schools, facilitate the resolution of cost conflicts and completion of project scopes on time and within budget. The bottom line is to manage the cost and scope for all projects and to bring the entire program to a successful completion utilizing the currently available funds.

There were no consent items submitted for Board of Education approval this month.

The Controls team continues to successfully increase the submittal of early notices of potential change at school sites so that senior staff can adequately evaluate the issues and prepare intelligent analyses of each. This allows senior staff to provide the proper guidance/direction to the project teams. Cost projections are constantly being updated with the latest information that is utilized to generate the CMS estimated construction cost. Captured construction cost data is used to prepare financial reports such as detailed cost reports, budget summaries, reconciliation to CMS books, revisions to and updated cash flows, special financial requests by CMS, and the monthly report for this period.

Following this overview is the CIP Bond Progress Summary. The occupy-on dates for projects impacted by the bond sale have been removed from the progress summary until resolved by the County and new projections can be made.

QUALITY

The focus on quality – a cultural value of CPS – has resulted in many significant improvements in this year's turnovers. Some of the accomplishments and achievements from this summer's turnovers are:

- All buildings met the stringent building and life safety code requirements thereby enabling furnishings to be accepted on schedule. These are intense inspections with high expectations; obtaining occupancy approval requires work that is both complete and correct.
- The functional performance testing of all projects was near completion. This is rigorous testing that paces every system of the building and requires precise execution of the work. Historically most projects took several months to reach the point that we marked on opening day. A properly commissioned building allows the staff and students to focus on learning in lieu of their environment.
- Maintenance support of capital projects is significantly lower this year than in previous years. Again a testament to the completeness and quality of the product delivered. CPS recently received an email from the Maintenance Department's Sr. Electrical Engineer that stated *"In reviewing the opening of this year's new schools with the Electronics and Electrical Departments, it is noted that we have had essentially no service calls as of yet. This contrasts sharply with last year's batch where Electronics, in particular, had many calls. This would appear to be proof that the significant effort of those involved to "get it right the first time" is paying off. Their efforts are to be commended."*
- All buildings appeared to be leak-free on opening day. Although this seems like a fundamental expectation, delivering over eight-hundred thousand square feet of buildings without a leak is a monumental undertaking

that required an intense review of each building after each rain storm. Clearly these buildings did not start out leak-free; it was through diligent inspection and correction of discovered deficiencies they ended up leak-free.

- All projects are well on their way to establishing an acceptable stand of grass. Again, although this seems like a fundamental expectation, the schedules force the grassing of the sites into the worst window of opportunity. Thousands of man-hours were expended to remove rock from the topsoil, prepare the planting beds, and seed the sites. The contractors and civil engineers managed this effort with an unprecedented commitment. Grass is more than an aesthetic feature – it is the primary means of protecting streams from sedimentation, the number-one pollutant in our lakes.

MWSBE

As of August 2009, the overall M/W/SBE utilization percentage is 23.81%, which includes 7.55% participation by minority contractors, 14.31% participation by women contractors, and 1.95% participation by small business contractors. For the total active projects administered, the utilization of Minority, Women, and Small Business Contractors on Capital Program Services' projects accounts for over \$379.53M spent.

The M/W/SBE team of Charlotte-Mecklenburg Schools attended the 32nd Annual Carolinas Minority Supplier Development Council Business Opportunity Conference. CMS was awarded the 2009 Public/Private Sector Corporation of the Year Award. The award is presented to a public entity that has demonstrated a commitment to MBE purchasing, technical and managerial assistance, and the volume of business currently conducted. Other nominees for the award included: City of Charleston, North Carolina Department of Transportation, and Wake Forest University.

In addition to the awards ceremony, conference attendees participated in a variety of workshops, plenary sessions, and seminars on current issues. Keynote speakers for the legislative panel included Congressman James E. Clyburn of South Carolina and Senator Kay Hagan of North Carolina. Charlotte-Mecklenburg Schools Superintendent Dr. Peter Gorman and other area business leaders attended the CEO Breakfast and discussed how to increase opportunities for MBEs through strengthening and expanding supplier diversity programs in the area. The conference concluded with a tradeshow of over 150 exhibitors from North and South Carolina.

As a reminder, the N.C. Department of Administration's Office for Historically Underutilized Businesses (HUB) has been given the authority and responsibility for developing a Statewide Uniform Certification (SWUC) Program. If a firm is currently certified with the HUB office, there is nothing to do. The certification will automatically be transferred into the SWUC Program. If an M/W/SBE firm is not currently certified with the HUB office, but is certified with a local M/WBE or Small Business Program Office, the firm will have to transfer their certification by registering in the NC Vendor Link database and request Hub Certification by **October 15, 2009**. Transfer certification instructions are available at www.doa.nc.gov/hub. For additional information, please contact the HUB Office at 919-807-2330.

BOND PROGRESS SUMMARY

<u>Bond Dollars</u>		Total Initiated Project Budget ¹	Amount Committed/ Pending	Amount Paid to Date	Amount Expended This Period
'96 Bond	\$119.8 M	\$119,830,058	\$119,830,058	\$119,830,058	\$0
'97 Bond	\$415.0 M	\$415,000,000	\$414,552,450	\$413,938,884	\$502,769
'99 COPs	\$50.0 M	\$50,000,000	\$50,000,000	\$50,000,000	\$0
'00 Bond	\$275.5 M	\$275,500,000	\$274,323,902	\$272,914,144	\$47,389
'02 Bond	\$224.0 M	\$224,000,000	\$221,758,355	\$218,575,776	\$210,174
'04 COPs	\$98.5 M	\$98,500,000	\$98,500,000	\$98,500,000	\$0
'05 COPs	\$73.9 M	\$73,900,000	\$73,549,193	\$73,431,467	(\$19,390)
'06 COPs	\$154.7 M	\$154,764,532	\$145,464,572	\$140,143,473	\$820,912
'07 COPs	\$16.5 M	\$16,500,000	\$15,468,924	\$15,225,690	\$114,506
'07 Bond	\$516.0 M	\$516,000,000	\$246,219,249	\$171,903,897	\$16,579,096
'08 COPs	\$58.0 M	\$58,000,000	\$53,750,996	\$43,931,037	\$2,298,343
Grand Total	\$2,001.9 M	\$2,001,994,590	\$1,713,417,699	\$1,618,394,426	\$20,553,799

1. Total Initiated Project Budget defines the full budget amount identified to complete those projects once a design has been started (i.e., if design has begun, the construction & move-in costs associated with that project)

As of 08/31/09

PROJECT BID DATES - NEXT 90 DAYS (THROUGH NOVEMBER 2009)

<u>School Name</u>	<u>Bid Dates*</u>	<u>Bid Package Est. Value</u>
--------------------	-------------------	-------------------------------

Nothing scheduled at this time

** NOTE: Work In Progress...Dates and Est. Values Subject to Change.*

SWING SPACE UTILIZATION

It was apparent from the beginning of the 96/97 CIP that creating a temporary space for students and staff to occupy during construction on a school's campus would be beneficial to the project's schedule and cost and overall safety and efficiency of school operations. When the renovation or expansion of a facility is performed, and the facility must remain functionally operational, there are benefits as well as drawbacks to the owner in using swing space. At the conception of this program, several swing space options were identified.

We have successfully utilized both onsite and offsite swings. The most desirable swings are "offsite" ones. There are, however, not enough offsite options available to meet the program delivery schedule and help reduce the impact construction cost inflation has on a project. Onsite swing using mobiles or modulars likewise has been successfully used. The following is a summary of current swing options in use.

ONSITE SWINGS

<u>School</u>	<u>No. of Mobiles</u>	<u>Status (From – To)</u>
Harding Univ. HS	2, 2 10-CR modulars	8/08 – 1/10

Capital Improvements Program
Projects in Design or Under Construction
School Project Teams



School	Architect	General Contractor
Projects In Design		
Alexander Middle	FWA Group	n/a
Amay James ES	MHAWorks	n/a
Bain Elementary	ADW	n/a
Davidson IB MS	Insight Architects	n/a
E07-04 - Palisades - building package	Wash Hatem Nelson	n/a
E07-04 - Palisades - site package	Site Solutions	n/a
E07-05 - Robinson Church Road	Cort Architectural Group	n/a
E07-07 - Stumptown	ADW	n/a
E07-08 - Johnston Oehler Road	Wash Hatem Nelson	n/a
East Mecklenburg HS	Gantt Huberman Associates	n/a
Garinger High - renovations	Adams Group Architects	n/a
Garinger High - stadium	Site Solutions	Turner Construction
Independence High	Shook Kelly	Shelco, Inc.
McClintock Middle	FWA Group	Edifice, Inc.
Myers Park High	MBAJ Architecture	BE & K Building Group
Newell ES	Perkins Eastman	Shelco, Inc.
Olympic High - stadium	Site Solutions	Turner Construction
Pineville ES	Cort Architectural Group	n/a
Ranson Middle	Morris-Berg	Hunter Roberts Construction Group
Vance High	LS3P	n/a
West Mecklenburg High - stadium	Site Solutions	Turner Construction
Projects Under Construction		
Alexander Graham Middle	MBAJ Architecture	Hunter Roberts Construction Group
Harding University High	ADW	Edifice, Inc.
new Bailey Road High	Little Diversified	Rodgers Construction
new Mint Hill Area High	Little Diversified	Balfour Beatty

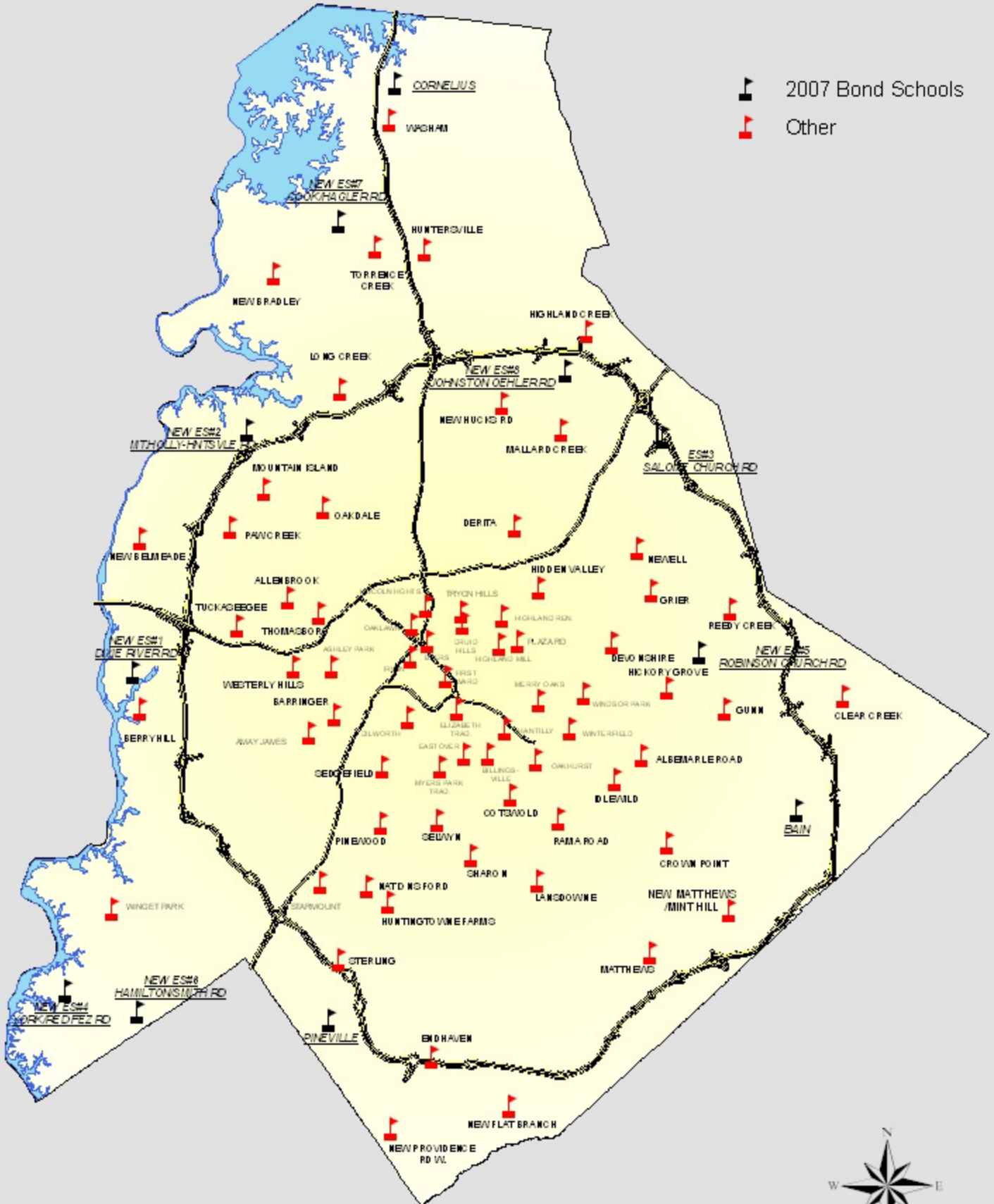
Capital Improvements Program
Projects Substantially Completed/Closed *
School Contractor Teams

School	Turnover Year	Architect	General Contractor
Butler High	Jan-07	Shook Kelly	Edison Foard
Cotswold Elementary	Jan-07	Isaacs & Associates Architects	LeChase Construction
Hopewell High	Jan-07	Shook Kelly	Hendrick Construction
Albemarle Road Elementary '02	Aug-07	Atkinson Dyer Watson	Morlando-Holden Construction, Inc.
Berryhill Elementary	Aug-07	Wash Hatem Nelson	Godfrey Construction Co., Inc.
Clear Creek Elementary	Aug-07	Perkins & Will	Edison Foard
Huntingtowne Farms Elementary	Aug-07	Little Diversified	Farley Associates, Inc.
Mallard Creek High (H02-02)	Aug-07	LS3P	Rodgers Builders
Midwood Center	Aug-07	Perkins Eastman	Hendrick Construction
Polo Ridge Elementary	Aug-07	Wash Hatem Nelson	Sorenson Gross
Reedy Creek Elementary	Aug-07	Boney Architects	Farley Associates, Inc.
Carmel Middle	Jan-08	Shook Kelly	Shelco, Inc.
Ballantyne Elementary	Aug-08	Cort Architectural Group	Shelco, Inc.
Barnette Elementary	Aug-08	Wash Hatem Nelson	Edison Foard
Carmel Middle - Ballfields	Aug-08	Shook Kelly	Lee Morgan, Inc.
Croft Community	Aug-08	Cort Architectural Group	Beam Construction Co., Inc.
Elon Park Elementary	Aug-08	Wash Hatem Nelson	Edifice, Inc.
Marie G. Davis Middle	Aug-08	Shook Kelly	Edison Foard
Whitewater Academy	Aug-08	Wash Hatem Nelson	Sorenson Gross
Northeast Middle	Jan-09	Morris-Berg	Hunter Roberts Construction Group
Quail Hollow Middle	Jan-09	Gantt Huberman Associates	LeChase Construction
Randolph Middle	Jan-09	FWA Group	Sorenson Gross
Berewick ES (E07-01)	Aug-09	ADW	Hendrick Construction
Idlewild Elementary	Aug-09	Little Diversified	BE & K Building Group
Long Creek Elementary	Aug-09	ADW	Edifice, Inc.
North Mecklenburg High	Aug-09	Shook Kelly	Shelco, Inc.
Ridge Road Middle	Aug-09	FWA Group	Edison Foard
River Gate ES (E07-06)	Aug-09	ADW	Beam Construction Co., Inc.
River Oaks Academy (E07-02)	Aug-09	Cort Architectural Group	Matthews Construction Co., Inc.
Sedgefield Middle - Phase II	Aug-09	Boney Architects	Beam Construction Co., Inc.
South Mecklenburg High	Aug-09	Little Diversified	BE & K Building Group
Stoney Creek ES (E07-03)	Aug-09	Cort Architectural Group	LeChase Construction
Whitewater Middle	Aug-09	FWA Group	Shelco, Inc.

* Projects closed prior to 2007 are not shown

CIP ELEMENTARY SCHOOLS

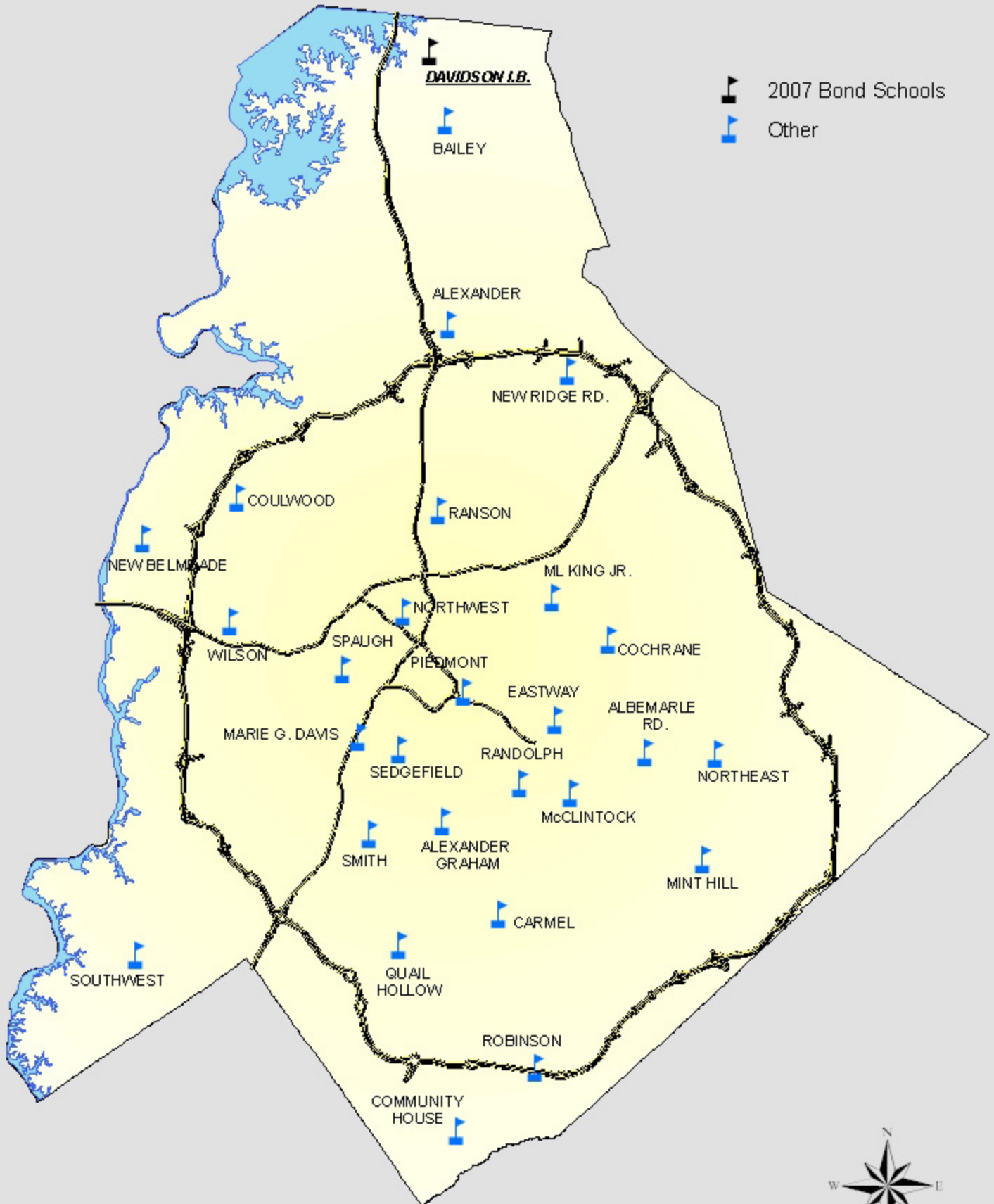
-  2007 Bond Schools
-  Other



Real Estate Department
December 2007





CIP MIDDLE SCHOOLS

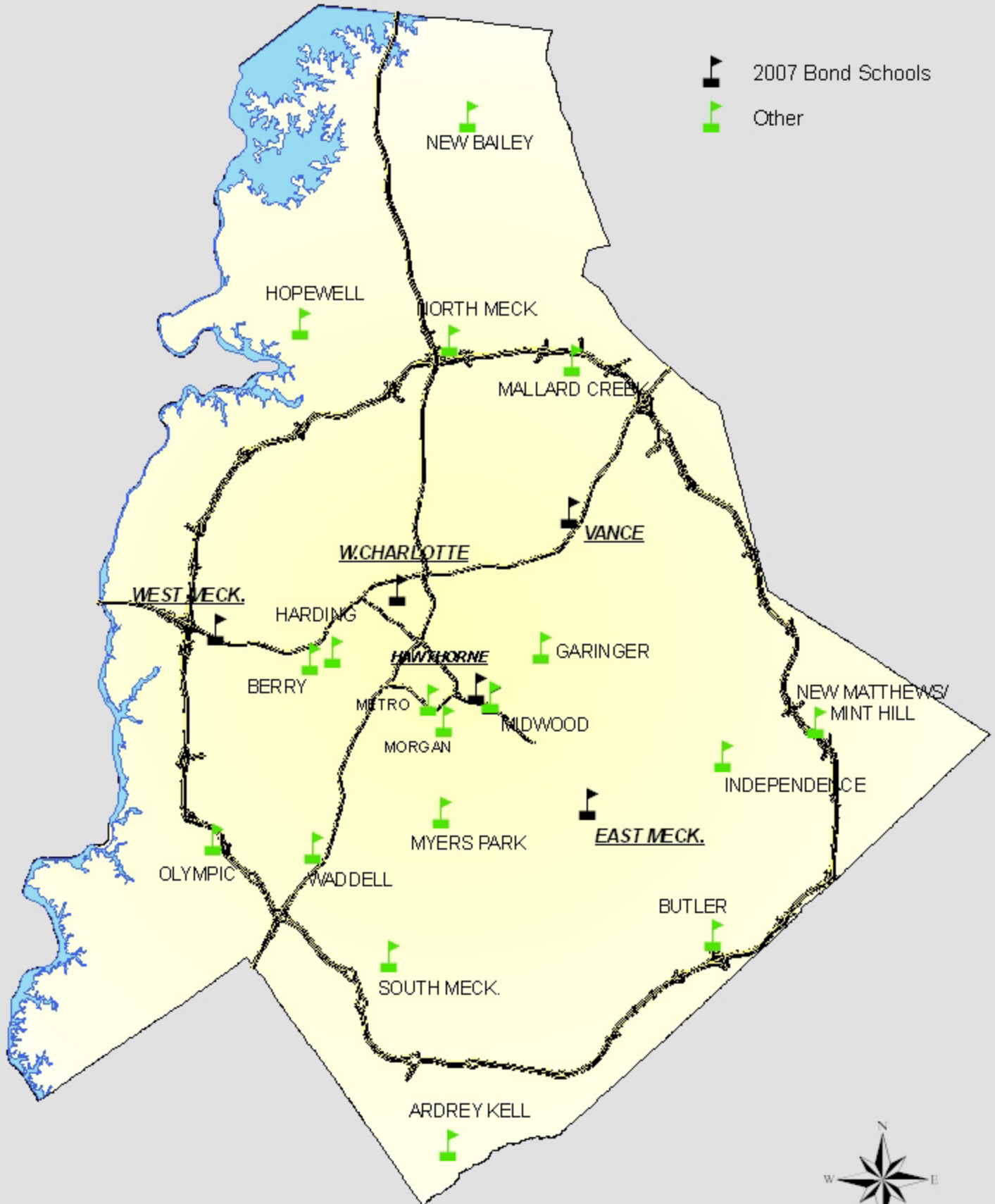


Real Estate Department
December 2007



CIP HIGH SCHOOLS

-  2007 Bond Schools
-  Other



Real Estate Department
December 2007



PROJECT STATUS REPORTS



Monthly Project Status Summary August 2009



Project	Current Project Estimate	Project Scope	** Occupy On	Design Phase	Construction Progress	Project Status
Alexander Graham Middle School ('02)	\$ 21,553,600	Construction of the first phase includes the new 28 classroom building addition and associated renovations. Phase II consists of renovations within the existing buildings on the campus including lighting, ceilings, mechanical and electrical systems, gymnasium upgrades, and miscellaneous finishes updates. A new fire-suppression system will also be provided at the existing buildings.	August 2010	Construction Documents	97 %	The project has reached substantial completion and all areas are being occupied by students and staff. This project is in closeout. The design of the gym and locker room renovation is nearing completion; drawings are expected in late September for CMS review.
Alexander Middle School ('02)	\$ 1,395,152	Design for complete renovation of existing building including plumbing, HVAC, and electrical systems, and sitework. New building additions including classrooms, dining, kitchen, music, arts, workforce development, and annex of existing gym.		Design Development	0 %	The project has completed 30% of the construction document phase and is currently on hold. This project is funded for design only.
Amay James Elementary School (07)	\$ 6,190,360	This project will include renovations to building systems, improved accessibility, and site development work.		Design Development	0 %	The Design Development is complete. The design process has been placed on hold pending final determination of project scope. Once bond sale constraints are settled, the "occupy on" date will be re-evaluated.
Bain Elementary School	\$ 14,326,352	This project will include a full replacement facility in lieu of the renovations to building systems and the kitchen, improvements to acoustics, and classroom additions as originally planned by the Bond.		Construction Documents	0 %	Construction Documents have been submitted for permit review, awaiting final approval from DOT. Once bond sale constraints are settled, the "occupy on" date will be re-evaluated.
Ballantyne Elementary School	\$ 16,217,060	Prototype elementary school for 39 classrooms. This project relieves overcrowding at Hawk Ridge ES and Elon Park ES.	August 2008	Complete	100 %	This project is closed.
Barnette Elementary School	\$ 14,314,467	Prototype elementary school for 39 classrooms. This project relieves overcrowding at Long Creek ES.	August 2008	Complete	100 %	This project is closed.
Berewick Elementary School (E07-01)	\$ 17,449,087	A new 39 classroom elementary school. A Park & Rec facility is planned to be included. This project relieves overcrowding at Berryhill ES and Steele Creek ES.	August 2009	Complete	95 %	Major scope of work is substantially complete. Development of punch list is complete and work to complete it is in progress. Minor road widening work continues to progress. FF&E move-in is complete. Certificate of Occupancy received.

**Monthly Project Status
Summary August 2009**

Project	Current Project Estimate	Project Scope	** Occupy On	Design Phase	Construction Progress	Project Status
Cochrane Middle School (02)	\$ 16,399,014	Design and construction for complete renovation of existing buildings including plumbing, HVAC, and electrical systems. Building additions/renovations including classrooms, dining, kitchen, music, arts, and workforce development.	August 2010	Complete	90 %	Design related work for the kitchen renovations was submitted to LUESA for permit and approved, however a resubmission as an RTAP will be required before construction can commence. Summer 2009 work has been completed. Once bond sales constraints are settled, the "occupy on" date will be re-evaluated.
Croft Community School	\$ 14,324,987	Prototype elementary school for 39 classrooms. This project relieves overcrowding at David Cox ES and Mallard Creek ES.	August 2008	Complete	100 %	This project is closed.
Davidson IB Middle School	\$ 6,227,870	This project will include renovations to building systems, improved accessibility, and site development work.		Schematic	0 %	The project may be a joint use project with the Town of Davidson. Expanded design scope will remain at 100% SD completion until further direction to proceed is received from CMS senior mgmt. Once bond sale constraints are settled, the "occupy on" date will be re-evaluated.
East Mecklenburg High School (07)	\$ 4,310,625	This project includes renovations to MEP systems and the theatrical lighting and sound systems in the auditorium and dressing areas. The area will be sprinkled, and exits will be remodeled to meet ADA requirements.		Complete	0 %	Due to bond sale constraints the project is on hold. Once these constraints are settled, the "occupy on" date will be re-evaluated.
Elon Park Elementary School	\$ 13,314,402	New 39 classroom elementary school with associated sitework. This project relieves overcrowding at Hawk Ridge ES.	August 2008	Complete	100 %	This project is closed.
Garinger High School ('02)	\$ 15,043,045	Design and construction of the next phase of renovation project. Total project (all phases) will include the renovation of the remaining portions of the facility, and a new gymnasium or auxiliary gym.		Construction Documents	0 %	The designer has completed the 95% construction documents for the science building, and CMS is reviewing. The designer is also working toward completing the 95% construction documents for the gym renovation and locker room renovation by late September. Once bond sale constraints are settled, the "occupy on" date will be re-evaluated.
Garinger High School (07) - Track & Field	\$ 2,047,674	Renovation of the football field from natural grass to a synthetic field, renovation/rework to the 6-lane track. Additional scope to be accommodated by the Bond includes the addition of stadium lighting, security cameras, and a new PA system.		Complete	0 %	Due to county bond sale constraints, the contract award and construction are currently on hold. Once bond sale constraints are settled, the "occupy on" date will be re-evaluated.
Harding High School ('06 COPs)	\$ 19,728,854	This project includes design and construction for the first phase of a full renovation/addition project. This phase includes a new three-story classroom and administration building. Renovations include an extensive renovation to the existing two story classroom building, to the existing administration building, the media center building, and the auditorium/classrooms, as well as HVAC modifications to the gymnasium and lockerooms.	December 2009	Complete	95 %	Auditorium and administration building renovations continue and remain on schedule. Certificate of Occupancy was received for the gymnasium. Commissioning items are ongoing.

Monthly Project Status
Summary August 2009

Project	Current Project Estimate	Project Scope	** Occupy On	Design Phase	Construction Progress	Project Status
Idlewild Elementary School ('06 COPs)	\$ 15,645,462	This project includes design and construction of a full renovation/addition project including the demolition of older portions of the existing building. The existing media center and classroom wing will remain. The project includes a two-story building addition that will include administration, classrooms, and cafeteria, and associated sitework.	August 2009	Complete	98 %	All buildings are occupied by students. The contractors are working on the building punchlist. Bus parking lot and site modifications are ongoing.
Independence High School (07)	\$ 11,695,791	Additions and renovations to physical education, athletic facilities, and administrative support facilities. The existing gym will become an auxiliary gym. A new addition will be constructed to house the Admin offices and new main entry to the school. Existing admin office to be renovated for student services and other support space.		Construction Documents	0 %	This project has completed the construction document phase for the admin offices and new gym addition and has been submitted for full permit review. Designer is making corrections to the contract documents in order to address review comments made by the various government agencies. Once CMBE bond sale constraints are settled, the "occupy on" date will be re-evaluated.
Long Creek Elementary School	\$ 17,667,002	On-site replacement of the existing multi-building campus. This project does not include any demolition, although it is planned for the future.	August 2009	Complete	98 %	A TCO has been issued for the building. Punchlist, commissioning and road widening are progressing.
Marie G. Davis Military and Global Leadership Academy	\$ 20,599,759	The project includes the replacement facility of the existing 55 year old multiple-building campus with a single 103,000 SF facility. Some of the existing buildings may remain as a part of the final project. The scope will include a building complex with a capacity of 800 students comprised of 33 classrooms, gymnasium, auxiliary gymnasium, cafeteria, media center, and administrative offices. New parking for cars and buses adjacent to the building is also included. Renovations to the lower campus to facilitate special ROTC programs are also included.	August 2008	Complete	100 %	This project is closed.
McClintock Middle School (07)	\$ 24,901,425	This project includes a replacement facility consisting of a 54 classroom clone. The project was originally included as a renovation project.		Complete	0 %	Construction documents had originally been approved for building permit, however, an RTAP resubmission to LUESA will be required before construction can begin. Also, an effort to determine scope of revisions coming from Ridge & Whitewater will be undertaken to minimize future changes during the construction process. Due to bond sale constraints, the construction award is currently on hold. Once bond sale constraints are settled, the "occupy on" date will be re-evaluated.

Monthly Project Status
Summary August 2009

Project	Current Project Estimate	Project Scope	** Occupy On	Design Phase	Construction Progress	Project Status
Myers Park High School (07)	\$ 14,659,392	This project will add a new gymnasium connected to the current gym. The current gym will become the auxiliary gym. Additional restroom facilities are planned adjacent to the newly constructed gym. Additionally, scope to be accommodated by the Bond includes new windows in the Language Arts building, media center, and cafeteria, new flooring, a new mechanical system, and rest room updates in the Language Arts building.		Construction Documents	0 %	The design team is nearing completion of the Construction Document phase. Once bond sale constraints are settled, the "occupy on" date will be re-evaluated.
New Bailey Road High School	\$ 57,600,000	A new 99 classroom prototype high school. This includes the design/construction funding for a connector road. This project relieves overcrowding at North Mecklenburg HS and Hopewell HS.	August 2010	Complete	75 %	The curb & gutter and base asphalt course is completed for the Bailey Road extension project; the opening is anticipated in Winter 2010. Bermuda grass sprigging of the practice, baseball, and softball fields is complete and they are doing well. Window installation is 98% complete. Roofing installation is approximately 99% complete. The lay-in ceiling grid is progressing in both classroom wings and above ceiling inspections are being conducted. Overall the project is progressing well.
New Ervin Cook Rd/Oliver Hagler Rd ES (E07-07)	\$ 18,585,600	A new 39 classroom elementary school. This project relieves overcrowding at JV Washam ES and Torrence Creek ES.		Construction Documents	0 %	Currently submitted for Building Permit approval by all authorities having jurisdiction. Awaiting final approvals from NCDOT & Town of Huntersville, and some departments within LUESA. Once bond sale constraints are settled, the "occupy on" date will be re-evaluated.
New Johnston Oehler Rd Elementary School (E07-08)	\$ 18,585,600	A new 39 classroom elementary school. This project relieves overcrowding at Highland Creek ES.		Construction Documents	0 %	Plans are currently being reviewed for permits by all authorities having jurisdiction. Designer is making corrections to the contract documents as review comments are made. Once CMBE bond sale constraints are settled, the "occupy on" date will be re-evaluated.
New Mint Hill High School	\$ 53,600,000	A new 99 classroom prototype high school. This project relieves overcrowding at Independence HS, Butler HS, and East Mecklenburg HS.	August 2010	Complete	73 %	The athletic field spriggings and fescue lawns continue to germinate and/or grow. Wall and above ceiling inspections continue in buildings A, B, C & D. Metal wall framing continues in all buildings. Gypsum wall board panels being installed in buildings A & C. Roofing completed on main and out buildings. Aluminum opening framing is 90% complete and temporary doors are installed to maintained temporary conditioned air in work zones.

Monthly Project Status
Summary August 2009

Project	Current Project Estimate	Project Scope	** Occupy On	Design Phase	Construction Progress	Project Status
New Palisades Elementary School (E07-04)	\$ 16,896,000	A new 39 classroom elementary school. This project relieves overcrowding at Winget Park ES and Lake Wylie ES.		Construction Documents	0 %	100% construction documents have been submitted to CMS for review. Drawings have been submitted to all authorities having jurisdiction for permits. The designer is making corrections to the contract documents as they occur. Once the CMBE bond sale constraints are settled, the "occupy on" date will be re-evaluated.
New Robinson Church Rd Area ES (E07-05)	\$ 16,896,000	A new 39 classroom elementary school. This project relieves overcrowding at Hickory Grove ES. Additionally a pre-k wing, originally planned for Joseph W. Grier Academy, will be attached to the school.		Construction Documents	0 %	The construction documents are complete and are currently being amended for a second review by code authorities. Once the bond sale constraints are settled, the "occupy on" date will be reevaluated.
Newell Elementary School (07)	\$ 11,270,401	This project will include renovations to building systems and the kitchen, improvements to acoustics, and classroom additions. Additional parking and sitework is expected.		Design Development	0 %	The Design Development phase has been halted, and alternate solutions for the upgrade of the facility are being evaluated. Once bond sale constraints are settled, the "occupy on" date will be reevaluated.
North Mecklenburg High School ('02)	\$ 14,582,179	Design and construction for the stadium renovation, classroom addition project, and site modifications including new parking lots and new tennis courts.	August 2009	Complete	98 %	The project has reached substantial completion. This project is in closeout.
Northeast Middle School	\$ 17,236,210	The project includes renovation of approximately 125,000 SF of buildings constructed in 1976 and 1981, new gymnasium addition of approximately 16,900 SF, and extended parking. The scope of work includes architectural, MEP, and fire protection renovations, telecommunications system upgrades, and expansion of the existing cafeteria into the existing gymnasium. Sitework renovations include improvements to the parking lots, parking circulation, and storm water drainage.	January 2009	Complete	99 %	Closeout is in progress.
Northwest Middle/High	\$ 8,838,189	The scope includes a new gymnasium, conversion of the existing gymnasium into a new kitchen/cafeteria, site improvements, life safety upgrades, improved bus and car parking and waterline extension. Phase II converts the old kitchen/cafeteria into classrooms and improves site circulation and adds site amenities.	January 2009	Complete	100 %	This project is complete.
Olympic High School (07) - Stadium, Track & Field	\$ 8,573,640	Construction of a new 4000 seat stadium and field house including concession stands and restroom facilities. Replacement of the existing track and installation of artificial turf.		Complete	0 %	Due to county bond sale constraints, the contract award and construction are currently on hold. The "occupy on" date will be updated when the contract is awarded.
Pineville Elementary School	\$ 13,296,020	Project will include the design and construction of a 39 classroom replacement facility in lieu of the renovation originally planned.		Complete	0 %	The construction documents have been reviewed and approved by code authorities. Once bond sale constraints are settled, the "occupy on" date will be reevaluated.

**Monthly Project Status
Summary August 2009**

Project	Current Project Estimate	Project Scope	** Occupy On	Design Phase	Construction Progress	Project Status
Quail Hollow Middle School	\$ 15,761,883	The project includes renovations and additions to existing buildings constructed in 1963, 1964, 1967, and 1991; approximately 129,926 SF of renovations and 17,116 SF of additions. The renovation scope of work includes architectural, MEP, telecommunication systems, and fire protection system upgrades throughout the existing facility. Sitework includes parking lot, circulation, landscaping, and minor drainage improvements. The completed facility will have 57 classrooms.		Complete	99 %	Completed one-year warranty review of phased construction. Contractor is in progress of competing this work.
Randolph Middle School	\$ 15,174,683	The project includes renovations and additions to the existing facilities constructed in 1967 and 1981. The work includes approximately 124,000 SF of renovations and 7,000 SF of addition work including new kitchen areas, gym access stairs, and student restrooms. The scope of work includes renovations to architectural, MEP, telecommunications, and fire protection system upgrades throughout the existing facility. Sitework includes a new parking area, landscaping, exterior concrete sidewalks, concrete paving, and associated storm drainage systems. The complete facility will have 52 classrooms.	January 2009	Complete	100 %	The project is in closeout and awaiting A/E final documents.
Ranson Middle School (07)	\$ 20,672,850	This project will include the renovation of Bldg. B and Bldg. C. The design will bring the buildings together to function as one building as much as practical.		Construction Documents	0 %	The design is currently in the construction document phase. Once bond sale constraints are settled, the "occupy on" date will be re-evaluated.
Ridge Road Middle School	\$ 22,600,000	A new 54 classroom prototype middle school. This project relieves overcrowding at Alexander MS.	August 2009	Complete	98 %	The project has reached substantial completion. The building is being occupied by students and staff.
River Gate Elementary School (E07-06)	\$ 14,500,000	A new 39 classroom elementary school. This project relieves overcrowding at Winget Park ES and Lake Wylie ES. (This project is also referred to as new Youngblood/Steele Creek Road ES.)	August 2009	Complete	95 %	Validation of punch list completion is 99% complete. Resolution of commissioning deficiencies is in progress. FF&E move-in is completed. Certificate of Occupancy received.
River Oaks Academy (E07-02)	\$ 15,000,000	A new 39 classroom elementary school. This project relieves overcrowding at Mountain Island ES and Paw Creek ES.	August 2009	Complete	96 %	Project is substantially complete. Owner/Architect punchlists are being worked on.
Sedgefield Middle School ('02)	\$ 15,504,532	Complete renovation of the existing building including HVAC, plumbing, and electrical systems. A building addition is also included as well as upgrading the track and field to the middle school program.	August 2009	Complete	98 %	The project has reached substantial completion and all buildings are being occupied by students and staff. This project is in closeout.
South Mecklenburg High School ('06 COPs)	\$ 16,100,467	This project includes design and construction of a new three-story science and technology classroom building. The project also includes demolition of two single story classroom buildings to accommodate the new building, associated sitework, and tennis courts.	August 2009	Complete	99 %	Certificate of Occupancy was received. Final punchlist and commissioning items are in process. Parking lot design will be modified to account for water quality improvements required by authorities having jurisdiction. Parking lot contract documents will be made bid-ready, awaiting the time when CMBE settles the bond-sale constraints. The "occupy-on" date will be re-evaluated at that time.

Monthly Project Status
Summary August 2009

Project	Current Project Estimate	Project Scope	** Occupy On	Design Phase	Construction Progress	Project Status
Stoney Creek Elementary School (E07-03)	\$ 15,000,000	A new 39 classroom elementary school. This project relieves overcrowding at University Meadows ES and Newell ES.	August 2009	Complete	98 %	The project has reached substantial completion. The building is occupied by students and staff.
Vance High School	\$ 15,421,450	Construction of a multi-story 25 classroom building addition.		Construction Documents	0 %	This project has been approved for building permits by all authorities having jurisdiction. Once CMBE bond sale constraints are settled, the "occupy on" date will be re-evaluated.
West Mecklenburg High	\$ 8,196,600	Construction of a new 4000 seat stadium and field house including concession stands and restroom facilities and installation of artificial turf.		Complete	0 %	Due to county bond sale constraints, the contract award and construction are currently on hold. The "occupy on" date will be updated when the contract is awarded.
Whitewater Academy	\$ 15,192,512	Prototype elementary school for 39 classrooms. This project relieves overcrowding at Mountain Island ES and Pawtuckett ES.	August 2008	Complete	100 %	The project is complete.
Whitewater Middle School	\$ 21,400,000	A new 54 classroom prototype middle school. This project relieves overcrowding at Coulwood MS and Wilson MS.	August 2009	Complete	96 %	Project is substantially complete. Owner/Architect punchlists are being worked on.

MONTHLY PROJECT PHOTOS



Berewick Elementary School (E07-01)
Front Entrance



Idlewild Elementary School
New parking lot



Long Creek Elementary School
Main Entrance



new Bailey Road High School (H07-02)

Looking South – 2-story classroom wing on left, gymnasium on right



new Mint Hill High School (H07-01)
Main Entrance



North Mecklenburg High School
New Classroom Building



Ridge Road Middle School
Main Entrance



River Gate Elementary School (E07-06)
Main Entrance



River Oaks Academy (E07-02)
Front of Building and Main Entrance



Sedgefield Middle School
Connector – Before & After



South Mecklenburg High School
Classroom in new Science Building



Stoney Creek Elementary School (E07-03)
Main entrance to left of classroom wing on right



Whitewater Middle School
Main Entrance

M/WBE PARTICIPATION REPORT

Contract Status Report - MWBE Participation Commitments

Charlotte Mecklenburg Schools
96/97 Capital Improvements Program

Report Date 9/9/2009
9/9/2009 11:57:53 AM
August 2009 Monthly Report

Project Contractor	Contract Amount	African American MBE \$	AA MBE %	Other MBE \$	Other MBE %	Total MBE \$	Total MBE %	WBE \$	WBE %	SBE \$	SBE%	Total MWSBE	Total MWSBE
02 Unallocated	7,475,053	806	0.01%	153,139	2.05%	153,945	2.06%	170,253	2.28%			324,198	4.34%
2000 Bonds - Unallocated	3,662,331	3,821	0.10%	751,361	20.52%	755,182	20.62%	244,128	6.67%			999,310	27.29%
2006 Mandates / Initiatives / Lifecycle	14,634,318	219	0.00%	26,675	0.18%	26,894	0.18%	554,047	3.79%			580,941	3.97%
2007 Legal Mandates & Unallocated	19,843,773			133,984	0.68%	133,984	0.68%	17,710	0.09%			151,694	0.76%
Albemarle Road Elementary (02)	3,958,480	896,068	22.64%	232,097	5.86%	1,128,165	28.50%	269,182	6.80%	19,010	0.48%	1,416,356	35.78%
Albemarle Road Elementary School	4,198,327	855,244	20.37%	147,659	3.52%	1,002,902	23.89%	277,288	6.60%	1,380	0.03%	1,281,570	30.53%
Albemarle Road Middle School	5,842,753	943,641	16.15%	96,537	1.65%	1,040,178	17.80%	814,920	13.95%	68,151	1.17%	1,923,250	32.92%
Alexander Graham Middle School	3,818,878	130,311	3.41%	96,741	2.53%	227,051	5.95%	256,267	6.71%	53,891	1.41%	537,209	14.07%
Alexander Graham Middle School (02)	16,954,928	756,639	4.46%	671,660	3.96%	1,428,299	8.42%	1,466,673	8.65%	4,800	0.03%	2,899,772	17.10%
Alexander Middle School	3,382,514	6,059	0.18%	164,311	4.86%	170,370	5.04%	147,215	4.35%	32,000	0.95%	349,584	10.34%
Alexander Middle School (02)	1,313,201	9,000	0.69%	35,000	2.67%	44,000	3.35%	44,286	3.37%	166,897	12.71%	255,183	19.43%
Allenbrook Elementary School	3,063,108	21,866	0.71%	76,265	2.49%	98,131	3.20%	411,050	13.42%			509,181	16.62%
Amay James Elementary School (07)	456,595			42,300	9.26%	42,300	9.26%	11,943	2.62%			54,243	11.88%
Amay James Montessori School	447,977	6,284	1.40%			6,284	1.40%	77,711	17.35%			83,995	18.75%
Ardrey Kell High School (H02-01)	44,340,694	1,632,128	3.68%	832,436	1.88%	2,464,565	5.56%	3,072,607	6.93%	44,995	0.10%	5,582,166	12.59%
Ashley Park Elementary School	7,702,900	121,707	1.58%	227,283	2.95%	348,991	4.53%	1,239,338	16.09%	4,934	0.06%	1,593,263	20.68%
Bailey Middle School (M02-01)	22,663,006	2,429,519	10.72%	1,417,228	6.25%	3,846,747	16.97%	2,020,626	8.92%	18,234	0.08%	5,885,607	25.97%
Bain Elementary School	828,573			65,000	7.84%	65,000	7.84%	12,156	1.47%	149,200	18.01%	226,356	27.32%
Ballantyne Elementary School	13,699,081	40,441	0.30%	74,751	0.55%	115,192	0.84%	2,279,642	16.64%	2,705	0.02%	2,397,539	17.50%
Barnette Elementary School	11,790,914	20,033	0.17%	380,869	3.23%	400,902	3.40%	1,783,635	15.13%	153,968	1.31%	2,338,506	19.83%
Barringer Elementary School	10,912,941	84,830	0.78%	199,919	1.83%	284,749	2.61%	798,391	7.32%			1,083,140	9.93%
Berewick Elementary School (E07-01)	15,131,672	20,645	0.14%	1,127,839	7.45%	1,148,484	7.59%	483,489	3.20%	182,021	1.20%	1,813,994	11.99%
Berryhill Elementary School	5,798,757	224,580	3.87%	62,111	1.07%	286,691	4.94%	418,432	7.22%	2,147	0.04%	707,269	12.20%
Billingsville Elementary	9,471,915	307,414	3.25%	359,177	3.79%	666,592	7.04%	928,561	9.80%	106,483	1.12%	1,701,636	17.97%
Butler High School	6,498,347	259,438	3.99%	305,154	4.70%	564,592	8.69%	463,023	7.13%	40,410	0.62%	1,068,025	16.44%
Carmel Middle School	18,341,863	122,175	0.67%	301,761	1.65%	423,937	2.31%	3,776,018	20.59%	272,022	1.48%	4,471,976	24.38%
Chantilly Elementary	663,627							323,005	48.67%			323,005	48.67%
Clear Creek Elementary School	7,842,400	827,594	10.55%	155,773	1.99%	983,367	12.54%	367,284	4.68%	26,771	0.34%	1,377,421	17.56%
Cochrane Middle School	3,600,621	37,555	1.04%	19,247	0.53%	56,802	1.58%	394,667	10.96%	5,950	0.17%	457,419	12.70%
Cochrane Middle School (02)	13,801,743	282,617	2.05%	276,460	2.00%	559,078	4.05%	981,538	7.11%	841,632	6.10%	2,382,248	17.26%
Community House Middle School (M00-02)	17,532,803	520,130	2.97%	1,484,180	8.47%	2,004,310	11.43%	3,644,524	20.79%	39,066	0.22%	5,687,900	32.44%
Cotswold Elementary School	11,073,569	238,363	2.15%	218,995	1.98%	457,358	4.13%	1,373,800	12.41%	43,655	0.39%	1,874,812	16.93%
Coulwood Middle School	3,856,016	276,618	7.17%	82,432	2.14%	359,050	9.31%	110,100	2.86%			469,151	12.17%
Croft Community School	12,508,459	12,049	0.10%	51,199	0.41%	63,248	0.51%	11,543,081	92.28%	12,884	0.10%	11,619,214	92.89%
Crown Point Elementary	2,250,624			26,417	1.17%	26,417	1.17%					26,417	1.17%
Davidson IB Middle School	347,454	7,000	2.01%	25,000	7.20%	32,000	9.21%	130,215	37.48%			162,215	46.69%
Derita Alternative School	1,135,925			57,866	5.09%	57,866	5.09%	150,005	13.21%	49,650	4.37%	257,521	22.67%

Project Contractor	Contract Amount	African American MBE \$	AA MBE %	Other MBE \$	Other MBE %	Total MBE \$	Total MBE %	WBE \$	WBE %	SBE \$	SBE%	Total MWSBE	Total MWSBE
Devonshire Elementary School	4,881,455	678,467	13.90%	142,775	2.92%	821,242	16.82%	41,178	0.84%			862,420	17.67%
Devonshire Elementary School (02)	1,707,016	128,569	7.53%	100,955	5.91%	229,524	13.45%	35,841	2.10%			265,365	15.55%
Dilworth Elementary School	11,938,842	105,479	0.88%	371,006	3.11%	476,485	3.99%	2,039,932	17.09%	137,943	1.16%	2,654,361	22.23%
Druid Hills Elementary School	1,902,049	33,272	1.75%	24,288	1.28%	57,560	3.03%	51,846	2.73%			109,406	5.75%
Druid Hills Elementary School (E97-04)	9,793,967	239,776	2.45%	603,758	6.16%	843,534	8.61%	845,816	8.64%			1,689,350	17.25%
E.E. Waddell High School (H97-02)	31,548,731	3,338,498	10.58%	1,328,437	4.21%	4,666,936	14.79%	1,294,648	4.10%	70,095	0.22%	6,031,679	19.12%
East Mecklenburg High School (07)	382,632	262	0.07%	14,588	3.81%	14,850	3.88%	25,844	6.75%			40,694	10.64%
Eastover Elementary School	8,643,311	209,820	2.43%	907,395	10.50%	1,117,216	12.93%	469,686	5.43%	317,280	3.67%	1,904,181	22.03%
Eastway Middle School	17,037,702	412,050	2.42%	562,138	3.30%	974,188	5.72%	1,678,447	9.85%	21,038	0.12%	2,673,674	15.69%
Elizabeth Elementary School	10,608,877	344,763	3.25%	141,982	1.34%	486,745	4.59%	817,092	7.70%	72,460	0.68%	1,376,298	12.97%
Elon Park Elementary School	11,491,015	136,113	1.18%	142,777	1.24%	278,890	2.43%	2,119,113	18.44%	649,739	5.65%	3,047,743	26.52%
Endhaven Elementary (E00-01)	9,886,515	585,825	5.93%	36,580	0.37%	622,405	6.30%	1,645,359	16.64%	7,500	0.08%	2,275,263	23.01%
First Ward Elementary	10,334,552	178,576	1.73%	125,180	1.21%	303,756	2.94%	984,659	9.53%			1,288,415	12.47%
Garinger High School	12,175,169	634,710	5.21%	254,496	2.09%	884,506	7.26%	638,617	5.25%	335,323	2.75%	1,858,446	15.26%
Garinger High School (02)	1,533,454			29,940	1.95%	29,940	1.95%	28,328	1.85%	156,266	10.19%	214,534	13.99%
Garinger High School (07) - Track & Field	120,197							449	0.37%			449	0.37%
Graham Center	1,293,975							506,756	39.16%	3,516	0.27%	510,272	39.43%
Harding High School	5,758,501	21,529	0.37%	121,535	2.11%	143,064	2.48%	435,549	7.56%	259,166	4.50%	837,779	14.55%
Harding High School (06 COPs)	17,641,540	179,867	1.02%	718,022	4.07%	897,889	5.09%	3,091,190	17.52%	77,051	0.44%	4,066,130	23.05%
Hawthorne Middle School	18,960												
Hickory Grove Elementary	12,825,686	133,340	1.04%	283,628	2.21%	416,968	3.25%	2,471,920	19.27%			2,888,888	22.52%
Hidden Valley Elementary School	3,066,674	21,374	0.70%	47,309	1.54%	68,683	2.24%	193,210	6.30%			261,893	8.54%
Highland Creek Elementary School (E02-01)	14,181,793	295,503	2.08%	76,030	0.54%	371,534	2.62%	2,407,629	16.98%	38,318	0.27%	2,817,480	19.87%
Highland Mill Montessori	7,682,755	206,245	2.68%	72,883	0.95%	279,128	3.63%	494,492	6.44%	452	0.01%	774,071	10.08%
Highland Renaissance Academy	10,262,571	149,462	1.46%	164,943	1.61%	314,405	3.06%	325,068	3.17%			639,473	6.23%
Hopewell High School (COPs '05)	5,854,077	309,080	5.28%	104,338	1.78%	200,618	3.43%	115,238	1.97%	4,922,981	84.09%	5,238,837	89.49%
Hopewell High School (H97-01)	30,096,181	3,854,784	12.81%	392,775	1.31%	4,247,559	14.11%	1,122,406	3.73%			5,369,965	17.84%
Huntersville Elementary School	5,949,805	842,423	14.16%	227,350	3.82%	1,069,773	17.98%	285,559	4.80%	53	0.00%	1,355,385	22.78%
Huntingtowne Farms Elementary School	7,868,220	747,613	9.50%	260,171	3.31%	1,007,784	12.81%	990,714	12.59%	55,123	0.70%	2,053,621	26.10%
Idlewild Elementary School	3,073,058	439,810	14.31%	276,696	9.00%	716,506	23.32%	176,489	5.74%			892,995	29.06%
Idlewild Elementary School (06 COPs)	13,563,929	19,624	0.14%	224,420	1.65%	241,044	1.78%	2,248,500	16.58%	29,930	0.22%	2,519,473	18.57%
Independence High School	15,628,236	146,443	0.94%	208,326	1.33%	354,769	2.27%	1,380,554	8.83%	942	0.01%	1,736,266	11.11%
Independence High School (07)	1,282,550			23,474	1.83%	23,474	1.83%	105,680	8.24%			129,154	10.07%
Irwin Avenue Elementary	211,659	135,128	63.84%			135,128	63.84%	16,480	7.79%			151,608	71.63%
J.V. Washam Elementary School	14,441,427	42,796	0.30%	205,686	1.42%	248,482	1.72%	1,352,967	9.37%	5,503	0.04%	1,606,952	11.13%
Jay M. Robinson Middle School (M97-02)	16,371,477	54,782	0.33%	315,698	1.93%	370,480	2.26%	2,472,684	15.10%			2,843,163	17.37%
JH Gunn Elementary School	12,000,841	212,939	1.77%	818,997	6.82%	1,031,936	8.60%	1,373,748	11.45%			2,405,684	20.05%
Job Order Contract Work	1,133,243							575,000	50.74%			575,000	50.74%
Joseph W. Grier Academy (07)	91,266	26,000	28.49%			26,000	28.49%	3,143	3.44%			29,143	31.93%
Joseph W. Grier Academy (E97-01)	9,351,712	151,789	1.62%	117,067	1.25%	268,857	2.87%	626,871	6.70%			895,728	9.58%
Lansdowne Elementary School	4,644,677	34,776	0.75%	289,893	6.24%	324,669	6.99%	161,995	3.49%			486,664	10.48%

Project Contractor	Contract Amount	African American MBE \$	AA MBE %	Other MBE \$	Other MBE %	Total MBE \$	Total MBE %	WBE \$	WBE %	SBE \$	SBE%	Total MWSBE	Total MWSBE
Lincoln Heights Elementary	10,108,124	1,010,296	9.99%	181,228	1.79%	1,191,524	11.79%	375,503	3.71%	45,000	0.45%	1,612,027	15.95%
Long Creek Elementary School	15,194,587	140,929	0.93%	482,249	3.17%	623,178	4.10%	2,670,461	17.58%	60,133	0.40%	3,353,772	22.07%
Mallard Creek Elementary School	2,949,934	67,195	2.28%	58,920	2.00%	126,115	4.28%	89,582	3.04%			215,697	7.31%
Mallard Creek High School (H02-02)	52,490,279	564,011	1.07%	1,052,868	2.01%	1,616,879	3.08%	7,795,940	14.85%	688,638	1.31%	10,101,457	19.24%
Marie G. Davis Military and Global Leadership Academy	19,093,588	579,922	3.04%	245,651	1.29%	825,573	4.32%	1,364,645	7.15%	361,246	1.89%	2,551,464	13.36%
Martin Luther King, Jr. Middle School (M00-01)	17,615,280	2,095,567	11.90%	1,660,214	9.42%	3,755,781	21.32%	1,330,606	7.55%			5,086,386	28.87%
Matthews Elementary School	5,109,513	108,353	2.12%	183,285	3.59%	291,639	5.71%	240,232	4.70%	360	0.01%	532,230	10.42%
McClintock Middle School	3,557,019	78,021	2.19%	102,844	2.89%	180,865	5.08%	560,189	15.75%			741,054	20.83%
McClintock Middle School (07)	1,321,248	9,178	0.69%	52,137	3.95%	61,315	4.64%	255,192	19.31%			316,506	23.96%
Merry Oaks Elementary School	10,801,844	749,604	6.94%	869,331	8.05%	1,616,874	14.97%	472,831	4.38%	749,640	6.94%	2,839,345	26.29%
Metro School	21,504,966	570,267	2.65%	374,210	1.74%	944,477	4.39%	4,357,334	20.26%			5,301,812	24.65%
Midwood Center	6,444,572	29,032	0.45%	166,119	2.58%	195,150	3.03%	207,665	3.22%	3,786,652	58.76%	4,189,467	65.01%
Mint Hill Middle School (M97-01)	17,894,998	1,037,344	5.80%	90,170	0.50%	1,127,514	6.30%	804,682	4.50%			1,932,195	10.80%
Morgan School @ Old Metro	2,251,889	2,945	0.13%	94,780	4.21%	97,725	4.34%	635,899	28.24%	70,883	3.15%	804,506	35.73%
Mountain Island Elementary School (E97-03)	10,227,508	658,682	6.44%	136,718	1.34%	795,400	7.78%	369,735	3.62%			1,165,135	11.39%
Myers Park Elementary School	14,048,164	469,724	3.34%	373,182	2.66%	842,906	6.00%	2,208,217	15.72%	446	0.00%	3,051,569	21.72%
Myers Park High School	15,523,438	362,491	2.34%	577,953	3.72%	940,444	6.06%	1,267,709	8.17%	290,688	1.87%	2,498,841	16.10%
Myers Park High School (07)	742,176							44,405	5.98%			44,405	5.98%
Nations Ford Elementary School	2,566,580	108,295	4.22%	49,370	1.92%	157,665	6.14%	1,589,216	61.92%	82	0.00%	1,746,963	68.07%
New Bailey Road High School	49,714,306			193,000	0.39%	193,000	0.39%	44,496,380	89.50%	24,180	0.05%	44,713,560	89.94%
New Ervin Cook Rd/Oliver Hagler Rd ES (E07-07)	762,287			45,000	5.90%	45,000	5.90%	121,480	15.94%			166,480	21.84%
New Idlewild Road Area Elementary School (E02-02)	943,012	905,140	95.98%			905,140	95.98%	4,627	0.49%			909,767	96.47%
New Johnston Oehler Rd Elementary School (E07-08)	778,593			46,900	6.02%	46,900	6.02%	109,750	14.10%	21,900	2.81%	178,550	22.93%
New Mint Hill High School	46,419,135	2,617,030	5.64%	315,249	0.68%	2,932,279	6.32%	2,243,691	4.83%	2,050,231	4.42%	7,226,201	15.57%
New Palisades Elementary School (E07-04)	608,612			46,900	7.71%	46,900	7.71%	776	0.13%	17,500	2.88%	65,176	10.71%
New Robinson Church Rd Area ES (E07-05)	1,009,635	15,500	1.54%	182,503	18.08%	198,003	19.61%	37,164	3.68%			235,167	23.29%
Newell Elementary School	3,990,523	56,576	1.42%	146,873	3.68%	203,448	5.10%	376,300	9.43%	360	0.01%	580,108	14.54%
Newell Elementary School (07)	693,061	13,400	1.93%	36,500	5.27%	49,900	7.20%	12,129	1.75%			62,029	8.95%
North Mecklenburg High School	8,332,213	99,359	1.19%	290,884	3.49%	390,244	4.68%	340,074	4.08%			730,318	8.76%
North Mecklenburg High School (02)	13,644,424	684,549	5.02%	62,739	0.46%	747,288	5.48%	1,666,759	12.22%	1,427,935	10.47%	3,841,982	28.16%
Northeast Middle School	15,601,055	366,073	2.35%	515,496	3.30%	881,569	5.65%	1,425,225	9.14%	159,178	1.02%	2,465,971	15.81%
Northwest Middle/High	8,690,547	248,219	2.86%	87,021	1.00%	335,240	3.86%	1,161,644	13.37%	113,492	1.31%	1,610,376	18.53%
Oakdale Elementary School	12,419,333	207,344	1.67%	1,414,363	11.39%	1,621,707	13.06%	287,236	2.31%	70,738	0.57%	1,979,681	15.94%
Oakhurst Elementary School	10,556,593	899,134	8.52%	1,472,833	13.95%	2,371,967	22.47%	837,979	7.94%			3,209,946	30.41%
Oaklawn Elementary School	7,406,313	65,440	0.88%	158,271	2.14%	223,711	3.02%	616,251	8.32%			839,962	11.34%
Olde Providence Elementary School	1,131,643							6,654	0.59%			6,654	0.59%
Olympic High School	6,147,183	332,042	5.40%	149,597	2.43%	481,640	7.84%	383,564	6.24%	16,054	0.26%	881,258	14.34%
Olympic High School (07) - Stadium, Track & Field	446,293	8,284	1.86%	51,034	11.44%	59,317	13.29%	15,098	3.38%			74,416	16.67%
Phillip O. Berry Academy of Technology	43,851,725	1,358,124	3.10%	352,946	0.80%	1,711,070	3.90%	7,129,442	16.26%	555	0.00%	8,841,066	20.16%
Piedmont Open Middle School	15,289,940	684,464	4.48%	1,021,858	6.68%	1,706,323	11.16%	1,309,887	8.57%	99,563	0.65%	3,115,773	20.38%
Pineville Elementary School	849,164	15,500	1.83%	1,603	0.19%	17,103	2.01%	134,936	15.89%	25,775	3.04%	177,814	20.94%

Project Contractor	Contract Amount	African American MBE \$	AA MBE %	Other MBE \$	Other MBE %	Total MBE \$	Total MBE %	WBE \$	WBE %	SBE \$	SBE%	Total MWSBE	Total MWSBE
Pinewood Elementary School	10,684,146	178,956	1.67%	303,361	2.84%	482,316	4.51%	673,723	6.31%	36,182	0.34%	1,192,221	11.16%
Plaza Road Preschool	1,178,760	2,462	0.21%	175,534	14.89%	177,996	15.10%	5,807	0.49%			183,803	15.59%
Polo Ridge Elementary School	12,752,019	144,519	1.13%	202,588	1.59%	347,107	2.72%	2,076,648	16.28%	12,500	0.10%	2,436,255	19.10%
Providence Spring Elementary (E97-02)	9,441,635	684,480	7.25%	81,501	0.86%	765,981	8.11%	806,093	8.54%			1,572,074	16.65%
Quail Hollow Middle School	14,496,931	401,347	2.77%	1,855,101	12.80%	2,256,448	15.57%	1,983,707	13.68%	45,324	0.31%	4,285,479	29.56%
Rama Road Elementary School	4,864,622	371,430	7.64%	156,853	3.22%	528,283	10.86%	578,838	11.90%	351	0.01%	1,107,472	22.77%
Randolph Middle School	13,983,744	36,874	0.26%	3,003,367	21.48%	3,040,241	21.74%	395,490	2.83%	18,613	0.13%	3,454,344	24.70%
Ranson Middle School	6,952,404	402,925	5.80%	242,541	3.49%	645,466	9.28%	394,637	5.68%	105,885	1.52%	1,145,987	16.48%
Ranson Middle School (07)	1,366,291	48,400	3.54%	25,900	1.90%	74,300	5.44%	83,650	6.12%			157,949	11.56%
Reedy Creek Elementary School	6,046,918	74,405	1.23%	75,548	1.25%	149,953	2.48%	1,196,637	19.79%	41,737	0.69%	1,388,327	22.96%
Ridge Road Middle School	18,742,738	1,587,682	8.47%	2,597,438	13.86%	4,185,120	22.33%	2,792,806	14.90%	55,262	0.29%	7,033,188	37.52%
River Gate Elementary School (E07-06)	12,020,478	684	0.01%	92,588	0.77%	93,272	0.78%	11,192,431	93.11%	8,500	0.07%	11,294,203	93.96%
River Oaks Academy (E07-02)	12,121,899	994,887	8.21%	109,503	0.90%	1,104,390	9.11%	1,562,877	12.89%	1,471,033	12.14%	4,138,299	34.14%
School Administration Building Project	209,162			50,000	23.90%	50,000	23.90%					50,000	23.90%
Sedgefield Elementary School	11,523,934	979,425	8.50%	227,728	1.98%	1,207,153	10.48%	1,240,817	10.77%	27	0.00%	2,447,997	21.24%
Sedgefield Middle School	6,318,725	741,686	11.74%	232,614	3.68%	974,300	15.42%	343,856	5.44%			1,318,157	20.86%
Sedgefield Middle School (02)	13,351,412	15,922	0.12%	231,095	1.73%	247,017	1.85%	11,611,926	86.97%	20,745	0.16%	11,879,687	88.98%
Selwyn Elementary School	11,530,720	308,647	2.68%	198,150	1.72%	506,797	4.40%	1,563,176	13.56%	3,656	0.03%	2,073,629	17.98%
Sharon Elementary School	7,676,652	83,381	1.09%	1,006,601	13.11%	1,089,981	14.20%	647,853	8.44%	5,425	0.07%	1,743,259	22.71%
Smith Middle School	5,946,659	388,360	6.53%	81,226	1.37%	469,586	7.90%	79,027	1.33%	1,532	0.03%	550,144	9.25%
South Mecklenburg High - Stadium Replacement	3,149,864	46,596	1.48%			46,596	1.48%	289,366	9.19%			335,962	10.67%
South Mecklenburg High School ('06 COPs)	13,740,582	50,358	0.37%	229,949	1.67%	280,307	2.04%	1,397,769	10.17%	120,435	0.88%	1,798,510	13.09%
Southwest Middle School (M97-03)	18,439,467	511,121	2.77%	226,120	1.23%	737,240	4.00%	2,468,354	13.39%	23,375	0.13%	3,228,969	17.51%
Spaugh Middle School	3,219,027	100,987	3.14%	11,473	0.36%	112,459	3.49%	166,225	5.16%	781	0.02%	279,465	8.68%
Starmount Elementary School	2,901,424	92,104	3.17%	395,611	13.64%	487,715	16.81%	160,416	5.53%			648,130	22.34%
Sterling Elementary School	10,842,808	948,049	8.74%	734,751	6.78%	1,682,800	15.52%	387,777	3.58%	446	0.00%	2,071,023	19.10%
Stoney Creek Elementary School (E07-03)	12,521,622	104,468	0.83%	93,665	0.75%	198,132	1.58%	2,210,544	17.65%	13,829	0.11%	2,422,505	19.35%
Structural Improvements	1,377,223	6,700	0.49%	3,954	0.29%	10,654	0.77%	1,574,301	114.31%			1,584,955	115.08%
Thomasboro Elementary School	9,453,614	869,940	9.20%	148,788	1.57%	1,018,728	10.78%	376,657	3.98%	33,220	0.35%	1,428,605	15.11%
Torrence Creek Elementary School (E00-02)	9,628,161	634,036	6.59%	60,100	0.62%	694,136	7.21%	451,195	4.69%	4,035	0.04%	1,149,366	11.94%
Tryon Hills Elementary School	1,901,477	233,244	12.27%	10,318	0.54%	243,562	12.81%	184,676	9.71%			428,237	22.52%
Tuckaseegee Elementary School	10,564,146	308,357	2.92%	132,233	1.25%	440,591	4.17%	1,351,800	12.80%	30,419	0.29%	1,822,810	17.25%
Vance High School	997,364			82,710	8.29%	82,710	8.29%	22,255	2.23%	95,000	9.53%	199,965	20.05%
Walter G. Byers Elementary School	9,823,609	850,515	8.66%	493,477	5.02%	1,343,993	13.68%	789,898	8.04%			2,133,891	21.72%
West Mecklenburg High	735,356	120,309	16.36%			120,309	16.36%	78,270	10.64%			198,580	27.00%
Westerly Hills Elementary School	5,845,940	499,203	8.54%	282,493	4.83%	781,697	13.37%	351,994	6.02%			1,133,691	19.39%
Whitewater Academy	13,265,973	109,610	0.83%	288,857	2.18%	398,467	3.00%	1,776,500	13.39%	98,677	0.74%	2,273,645	17.14%
Whitewater Middle School	17,063,775	161,733	0.95%	217,609	1.28%	379,341	2.22%	2,034,470	11.92%	1,631,832	9.56%	4,045,643	23.71%
Wilson Middle School	5,995,389	551,421	9.20%	191,338	3.19%	742,759	12.39%	370,086	6.17%	5,333	0.09%	1,118,178	18.65%
Windsor Park Elementary School	11,858,268	471,804	3.98%	1,895,912	15.99%	2,367,716	19.97%	1,639,776	13.83%	35,588	0.30%	4,043,081	34.10%
Winget Park Elementary School	14,727,401	857,171	5.82%	69,602	0.47%	926,773	6.29%	2,977,794	20.22%	37,706	0.26%	3,942,274	26.77%

Project Contractor	Contract Amount	African American MBE \$	AA MBE %	Other MBE \$	Other MBE %	Total MBE \$	Total MBE %	WBE \$	WBE %	SBE \$	SBE%	Total MWSBE	Total MWSBE
Winterfield Elementary School	8,650,643	28,256	0.33%	1,062,414	12.28%	253,295	2.93%	95,149	1.10%	7,548,305	87.26%	7,896,749	91.29%
REPORT SUMMARY													
Total Design Costs	95,068,901	7,973,237	8.39%	5,115,692	5.38%	13,088,929	13.77%	7,623,615	8.02%	120,353	0.01%	20,832,897	21.91%
Total Construction Costs	1,440,701,813	50,393,530	3.50%	45,922,085	3.19%	96,315,615	6.69%	219,675,191	15.25%	30,970,164	2.15%	346,960,970	24.08%
Total Design/Construction Costs	1,535,770,714	58,366,767	3.80%	51,037,777	3.32%	109,404,544	7.12%	227,298,806	8.02%	31,090,517	2.02%	367,793,867	23.95%
Bovis Program Management	58,368,350	10,990,760	18.83%	0		10,990,760	18.83%	752,951	1.29%	0	0.00%	11,743,711	20.12%
Total Active Projects Administered¹	1,594,139,064	69,357,527	4.35%	51,037,777	3.20%	120,395,304	7.55%	228,051,757	14.31%	31,090,517	1.95%	379,537,578	23.81%

¹ This total does not include Legal Mandates, FF&E or Land Acquisition.

PROJECT CONTROLS

Charlotte-Mecklenburg Schools
 Architect/Engineer Performance Indicators
 Schools Bid After January 1, 2007

School	Site Adapt /Other	A/E Firm	A/E Fee	A/E Fee as % of Original Prototype Fee	A/E Fee as % of Award	Bid Date	a	b	c=a-b	d=c/b	Number of Bids Received	Bid Cost per SF (new schools only)	Plan Reviews Required to be permissible by Building Standards****	Current # of Error and Omission Changes
							Average Bid Value	Low Base Bid*** (Excludes Alternates)	Average less Low Base Bid	Percentage Difference Low Base Bid to Average Bid				
New/Replacement Schools														
Polo Ridge ES	Prototype ES-1	Wash Hatem Nelson	\$667,200	n/a	6.2%	1-Jun-06	10,975,333	10,869,000	106,333	0.98%	3	\$136.30	3	18
Elon Park ES	Site Adapt ES-1-a	Wash Hatem Nelson	\$593,150	89%	6.3%	24-Apr-07	9,869,750	9,648,000	221,750	2.30%	6	\$125.48	3	21
Barnette ES	Site Adapt ES-1-b	Wash Hatem Nelson	\$535,000	80%	6.7%	22-Mar-07	10,314,367	9,882,000	432,367	4.38%	6	\$122.20	2	12
Whitewater Academy	Site Adapt ES-1-c	Wash Hatem Nelson	\$517,764	78%	5.4%	22-May-07	9,668,900	9,448,300	220,600	2.33%	7	\$133.61	3	9
new Palisades ES (E07-04)	Site Adapt ES-1-d	Wash Hatem Nelson/Site Solutions	\$601,250	90%										
new Johnston Oehler ES (E07-08)	Site Adapt ES-1-e	Wash Hatem Nelson	\$620,725	93%										
Croft Community School	Prototype ES-2	Cort Architectural Group	\$723,000	n/a	6.7%	1-May-07	11,338,200	10,656,000	682,200	6.40%	4	\$136.82	2	19
Ballantyne ES	Site Adapt ES-2-a (3-story version)	Cort Architectural Group	\$758,150	105%	5.9%	8-May-07	12,814,083	12,686,000	128,083	1.01%	6	\$139.49 *	4	13
River Oaks Academy (E07-02)	Site Adapt ES-2-b	Cort Architectural Group/Turnbull Sigmon	\$656,165	91%	5.9%	10-Jun-08	11,650,333	11,097,000	553,333	4.99%	6	\$136.21	2	1
Stoney Creek ES (E07-03)	Site Adapt ES-2-c (2-story version)	Cort Architectural Group/Site Studio	\$690,650	96%	6.1%	15-May-08	11,446,640	11,301,000	145,640	1.29%	5	\$135.46	2	5
new Robinson Church Rd. ES (E07-05)	Site Adapt ES-2-d	Cort Architectural Group	\$836,000	116%										
Pineville ES (R)	Site Adapt ES-2-e	Cort Architectural Group	\$625,000	86%										
Long Creek ES	Prototype ES-3	ADW Architects	\$828,500	n/a	n/a	13-Mar-08	N/A	11,889,193	(actual GMP less Beatties Ford Rd. work)			\$138.89		16
Berwick ES (E07-01)	Site Adapt ES-3-a	ADW Architects/Turnbull Sigmon	\$666,255	80%	5.3%	3-Jun-08	13,394,758	12,543,843	850,915	6.78%	8	\$130.05	3	0
River Gate ES (E07-06)	Site Adapt ES-3-b	ADW Architects/Turnbull Sigmon	\$579,700	70%	5.4%	1-May-08	11,017,960	10,687,000	330,960	3.10%	5	\$128.20	2	18
Bain ES (R)	Site Adapt ES-3-c	ADW Architects	\$622,000	75%										
new Stumptown ES (E07-07)	Site Adapt ES-3-d	ADW Architects	\$698,000	84%										
new Bailey Road HS	Prototype HS-1	Little Diversified	\$2,222,500	n/a	n/a	24-Apr-08	N/A	43,575,121	(actual GMP)			\$168.77	3	22
new Mint Hill HS	Site Adapt HS-1-a	Little Diversified	\$1,822,500	82%	4.2%	17-Apr-08	N/A	42,920,703	(actual GMP)			\$172.37	4	12
Ridge Road MS	Prototype MS-1	The FWA Group	\$1,155,320	n/a	n/a	20-Mar-08	15,925,063	15,194,000	731,063	4.81%	8	\$116.74	3	25
Whitewater MS	Site Adapt MS-1-a	The FWA Group	\$741,524	64%	4.9%	18-Mar-08	15,184,000	14,999,000	185,000	1.23%	7	\$115.24	3	22
McClintock MS (R)	Site Adapt MS-1-b	The FWA Group	\$1,125,000	97%										

* - Cost/SF of Providence Road West ES excludes the costs associated with the subdivision plan

*** - Low base bid on this report may not be the actual award amount and/or Contractor due to the effect of alternates on the bid. **** - Specifically excludes all other regulatory agencies reviews required for permit.

Long Creek Cost/SF excludes \$1.25M road requirements included in the Contract.

Green - Site adapt/re-use of Prototype design

Charlotte-Mecklenburg Schools
 Prototype and Site Adaptation Schedule Information
 Variance in Design Schedule Milestones

as of 31-Aug-09

		a	b	c=b-a	d	e=d-a	f	g=f-a	h	i=h-f	j	k=j-h	l=k+i+g
		Start Of Schematic Design (SD)	Schematic Design Complete	Duration from Design Start to 100% SD	Design Development (DD) Documents Complete	Duration from Design Start to 100% DD	Construction Documents 95%	Total Duration of Design Cycle	Award of Contract (BOE Approval)	Duration from Design Completion to Award of Contract	Date of Beneficial Use (Substantial Completion)	Duration from Award of Contract to Beneficial Use	Overall Project Cycle Duration
Ridge Road MS	Planned (Contract)	13-Dec-06	19-Feb-07	68	7-May-07	145	8-Oct-07	299	15-Apr-08	190	25-Jul-09	466	955
	Actual	13-Dec-06	20-Feb-07	69	21-May-07	159	12-Nov-07	334	15-Apr-08	155	25-Aug-09	497	986
	Variance	0	-1		-14		-35		0				
Whitewater MS	Planned (Contract)	13-Dec-06	19-Feb-07	68	7-May-07	145	8-Oct-07	299	15-Apr-08	190	6-Jul-09	447	936
	Actual	13-Dec-06	20-Feb-07	69	21-May-07	159	12-Nov-07	334	15-Apr-08	155	25-Aug-09	497	986
	Variance	0	-1		-14		-35		0				
Bailey Road HS	Planned (Contract)	22-Dec-06	15-Feb-07	55	1-Jun-07	161	14-Oct-07	296	27-May-08	226	1-Apr-10	674	1196
	Actual	22-Dec-06	14-Mar-07	82	28-Jun-07	188	5-Dec-07	348	27-May-08	174			
	Variance	0	-27		-27		-52		0				
Mint Hill HS	Planned (Contract)	22-Dec-06	15-Feb-07	55	1-Jun-07	161	14-Oct-07	296	27-May-08	226	1-Apr-10	674	1196
	Actual	22-Dec-06	14-Mar-07	82	28-Jun-07	188	5-Dec-07	348	27-May-08	174			
	Variance	0	-27		-27		-52		0				
Berewick ES (E07-01)	Planned (Contract)	17-Dec-07	2-Jan-08	16	16-Jan-08	30	1-Mar-08	75	24-Jun-08	115	20-May-09	330	520
	Actual	17-Dec-07	2-Jan-08	16	23-Jan-08	37	26-Feb-08	71	24-Jun-08	119	20-May-09	330	520
	Variance	0	0		-7		4		0				
River Oaks Academy (E07-02)	Planned (Contract)	6-Dec-07	3-Jan-08	28	14-Feb-08	70	3-Apr-08	119	24-Jun-08	82	31-May-09	341	542
	Actual	6-Dec-07	3-Jan-08	28	14-Feb-08	70	17-Apr-08	133	24-Jun-08	68	2-Jun-09	343	544
	Variance	0	0		0		-14		0				
Stoney Creek ES (E07-03)	Planned (Contract)	7-Nov-07	6-Dec-07	29	17-Jan-08	71	20-Mar-08	134	27-May-08	68	19-Jun-09	388	590
	Actual	7-Nov-07	6-Dec-07	29	17-Jan-08	71	20-Mar-08	134	27-May-08	68	13-Aug-09	443	645
	Variance	0	0		0		0		0				
River Gate ES (E07-06)	Planned (Contract)	21-Dec-07	21-Dec-07	0	4-Jan-08	14	7-Feb-08	48	13-May-08	96	8-Jul-09	421	565
	Actual	21-Dec-07	21-Dec-07	0	4-Jan-08	14	8-Feb-08	49	13-May-08	95	13-Jul-09	426	570
	Variance	0	0		0		-1		0				
Bain ES	Planned (Contract)	27-Aug-08	30-Sep-08	34	25-Nov-08	90	15-Jan-09	141					
	Actual	27-Aug-08	5-Oct-08	39	14-Nov-08	79	9-Jan-09	135	CONSTRUCTION ON HOLD				
	Variance	0	-5		11		6						
Pineville ES	Planned (Contract)	28-Aug-08	9-Oct-08	42	6-Nov-08	70	9-Jan-09	134					
	Actual	28-Aug-08	26-Sep-08	29	27-Oct-08	60	23-Dec-08	117	CONSTRUCTION ON HOLD				
	Variance	0	13		10		17						

Charlotte-Mecklenburg Schools
 Prototype and Site Adaptation Schedule Information
 Variance in Design Schedule Milestones

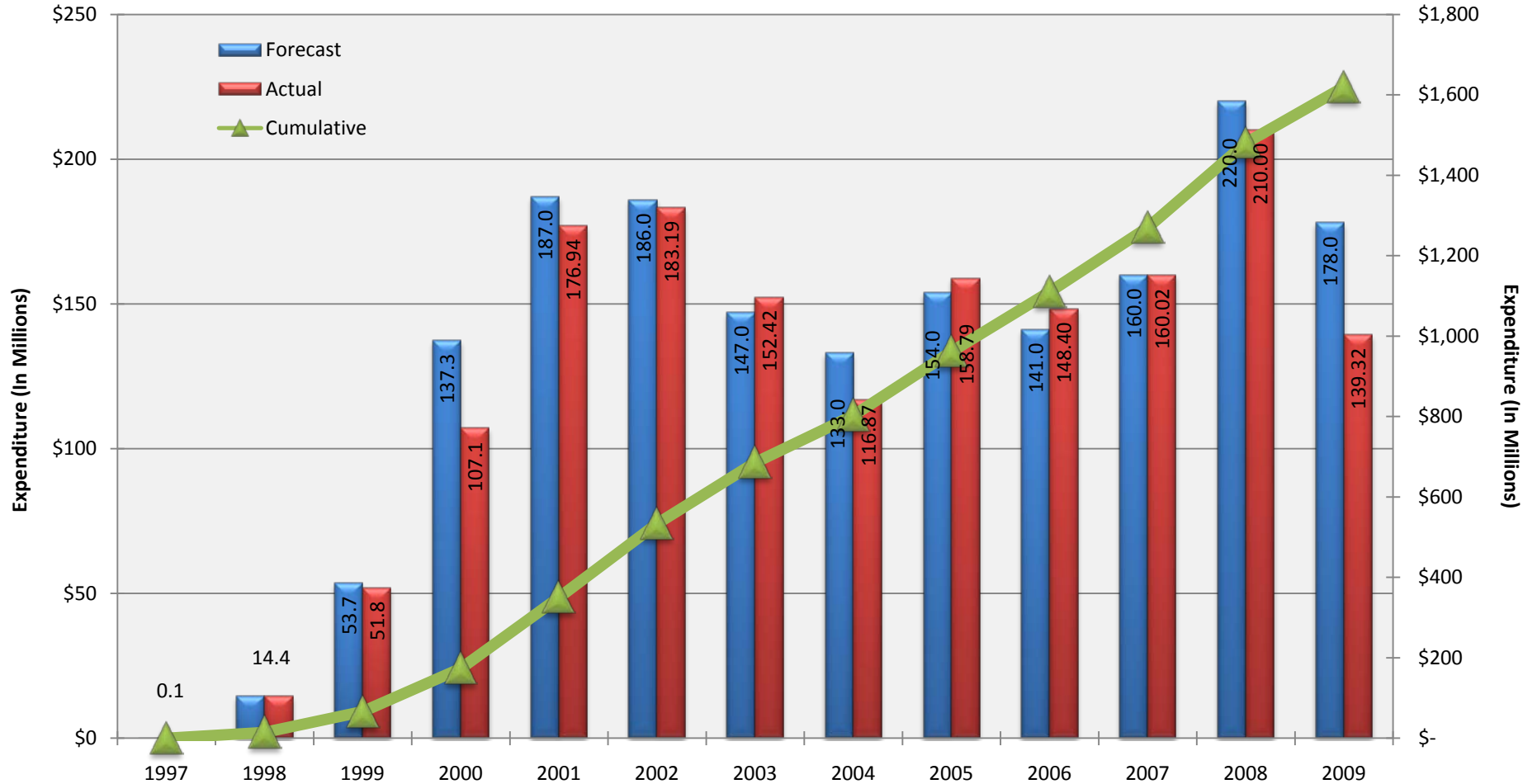
as of 31-Aug-09

		a	b	c=b-a	d	e=d-a	f	g=f-a	h	i=h-f	j	k=j-h	l=k+i+g
		Start Of Schematic Design (SD)	Schematic Design Complete	Duration from Design Start to 100% SD	Design Development (DD) Documents Complete	Duration from Design Start to 100% DD	Construction Documents 95%	Total Duration of Design Cycle	Award of Contract (BOE Approval)	Duration from Design Completion to Award of Contract	Date of Beneficial Use (Substantial Completion)	Duration from Award of Contract to Beneficial Use	Overall Project Cycle Duration
McClintock MS	Planned (Contract)	2-May-08	2-May-08	0	2-May-08	0	11-Jul-08	70					70
	Actual	2-May-08	2-May-08	0	2-May-08	0	3-Jul-08	62	CONSTRUCTION ON HOLD				
	Variance	0	0		0		8						
Palisades ES (E07-04)	Planned (Contract)	1-Oct-08	N/A	N/A	N/A	N/A	2-Feb-09	124				0	124
	Actual	1-Oct-08	N/A	N/A	N/A	N/A	30-Jan-09	121	CONSTRUCTION ON HOLD				
	Variance	0					3						
Sharon Amity ES (E07-05)	Planned (Contract)	19-Sep-08	16-Oct-08	27	11-Dec-08	83	3-Mar-09	165				0	165
	Actual	19-Sep-08	20-Oct-08	31	1-Dec-08	73	4-Mar-09	166	CONSTRUCTION ON HOLD				
	Variance	0	-4		10		-1						
Stumptown ES (E07-07)	Planned (Contract)	27-Aug-08	8-Oct-08	42	26-Nov-08	91	30-Jan-09	156				0	156
	Actual	27-Aug-08	8-Oct-08	42	26-Nov-08	91	16-Feb-09	173	CONSTRUCTION ON HOLD				
	Variance	0	0		0		-17						

Comparable Project Information

Mallard Creek HS	Actual	24-Jan-04	18-Mar-04	54	15-Jul-04	173	19-Oct-04	269	14-Sep-04	-35	21-Jun-07	1010	1244
Ardrey Kell HS	Actual	28-Feb-03	6-May-03	67	24-Sep-03	208	26-Jan-04	332	13-Jan-04	-13	27-Jul-06	926	1245
Bailey Road MS	Actual	23-Sep-03	25-Nov-03	63	8-Mar-04	167	5-Aug-04	317	14-Sep-04	40	7-Jul-06	661	1018

**Forecast Expenditure versus
Actual Expenditure through August 2009**



NOTE: CIP Expenditure Forecasts include 1996/97/00/02/07 Bonds, 1999, 2004/05/06/07/08 COP's. Expenditures will extend beyond 2009, but are not illustrated.