

Capital Improvements Program

Monthly Report
April 2010



William A. Hough High School

CAPITAL PROGRAM SERVICES Capital Improvements Program

APRIL 2010 MONTHLY REPORT

PROGRAM OVERVIEW

- Project Management
- Controls
- Quality
- MWSBE
- Bond Progress Summary
- Project Bid Dates - Next 120 Days
- Mobile Swing Space Utilization
- Project Contractor Teams; in Design/Construction and Substantially Completed/Closed
- School Site Location Maps
 - Elementary Schools
 - Middle Schools
 - High Schools & Specialty Schools

PROJECT STATUS REPORTS

MONTHLY PROJECT PHOTOS

MWSBE PARTICIPATION REPORT

PROJECT CONTROLS

- Budget Summary Reports
 - 1997 – 2002 Bond Series
 - 2004 – 2007 Certificates of Participation
 - 2007 Bond Series
 - 2008 Certificates of Participation
- Effectiveness and Efficiency of Financial Management
 - Architect/Engineer Performance Indicators
 - Prototype and Site Adaptation Schedule Information
- Expenditure Summary

PROGRAM OVERVIEW

PROJECT MANAGEMENT

Work on the CMS bond financed CIP continued this month. The new Rocky River and William A. Hough high schools substantially completed in April and punchlist work continues. Contractors will have all touch up work completed next month. FF&E move in will start the first of June and staff will be moved into the school once the administrative areas are furnished, computers made operational and phones activated. The full FF&E process takes four to six weeks to complete campus wide. Other current ongoing construction activities involved completion of a few remaining building systems commissioning activities and warranty work. The last phase of the Harding High School project, final road storm drainage improvements at Long Creek Elementary School and a small amount of work for the South Mecklenburg HS will start as soon as school is out and be completed before school starts in August. Simultaneous HVAC contractors will be remobilizing at Ridge Road and Whitewater middle schools and several other newly completed schools to correct several design deficiencies identified during the commissioning process that could not be addressed until the summer.

Design phase activities for the remaining 2007 bond projects continued this month and several more projects received final approvals and are ready to permit for construction once the County sells additional bonds or elects to fund new starts. By June 30, 2010 all remaining designs will be filed. CPS has had continual conversation with County Finance officials and as of the end of this month the County has not decided to sell any additional GO bonds but may consider selling some of the QSCB bonds CMS has been authorized to receive. Based on this the bids received for the last phase of A.G. and Cochrane middle schools will not be awarded nor will any other new projects be released to bid. A sale of QSCB bonds would allow some additional starts but the decision to sell rests with the County.

CONTROLS

Expenditures for this month were \$3 million. This brings the program's FY 2010 year total to \$96.7M. Close monitoring and accurate reporting on the actual cost to date and work with the projected project schedules to meet our cost and cashflow projections is of utmost importance to the parties that have a stake in the future bond sales. A list of ongoing projects and the planned expenditure for FY11 has been given to the county. Challenges related to the 6/30/10 goal for the halt of any expenditures for projects not specifically listed continues. Captured construction cost data is used to prepare financial reports such as detailed cost reports, budget summaries, reconciliation to CMS books, revisions to and updated cash flows, special financial requests by CMS, and the monthly report for this period.

The Controls Team is continuing the process of closing out the 1997, 2000 and 2002 Bond programs along with the daily efforts of invoices, notices of potential change, change orders, pay applications, and check requests for current construction and design projects. The Controls team continues to submit notices of potential change at school sites so that senior staff can adequately evaluate the issues. This process allows senior staff to provide the proper guidance/direction to the project teams.

No Bond/COPs related consent items were submitted for Board of Education approval this month.

QUALITY

Enhance or retro commissioning is a process being used in all sectors of the built environment to resolve HVAC issues and to ensure that buildings are performing optimally. The process uses a team of individuals skilled in the design and operation of HVAC and electrical systems to verify the performance of the systems against set

criteria or standards. CMS has a team performing this work on many of the schools delivered in the past few years. The team has been reporting their findings and making recommendations, and many recommendations are currently being scheduled for implementation.

Over the last several months we've reported on several initiatives to improve not just the HVAC quality but other areas including the building envelope, doors and hardware, and broad subjects like consistency from project to project. As a brief update, the CPS team is nearing completion on its ISO-9000 documentation. The ISO process maps each of the internal processes involved in the day-to-day operation of CPS. The master specification library is an initiative to enhance the consistency in the products used in our projects and how they are installed; we anticipate completing this initiative in June. The building envelope lessons learned have been incorporated into all our current projects, our follow-up verification indicates we made significant progress in resolving issues. We have a task team working on door and hardware selection, and installation. We'll be sharing our findings with our designers in May and hope to have revised standards by July. Much of the foregoing is captured in brief bulletins that collectively will be used to enhance the current A/E Guideline.

MWSBE

As of April 2010, the overall MWSBE utilization percentage is 24.14%, which includes 7.55% of participation by minority contractors, and 14.54% of women contractors, and 2.04% participation of small business contractors. For the total active projects administered, the utilization of Minority, Women, and Small Business Contractors on Capital Program Services projects accounts for over \$385.3M spent.

The M/W/SBE team of Charlotte-Mecklenburg Schools would like to thank Archer Western Contractors, Balfour Beatty, Brand RPM, BE&K, Capstone Civil Group, Cinda Corporation, Clancy & Theys, Davenport Transportation Consulting, Donley's, Edifice, Environmental Service Systems, HJ Russell, Horus Construction Managers, Hoyle's General Contracting, I L Long Construction Company, J E Dunn Construction, Leeper Construction, Metrolina Minority Contractors Association, MV Momentum Construction, National Association of Women in Construction, Paperless Digital Solutions, Rhyno Construction, Rodgers Builders, SEPI Engineering, Shelco, Structure Building Company, Tyler 2 Construction, Turner Construction, United Minority Contractors of North Carolina, Walbridge Southeast and Walter B. Davis Company for attending ACCESS 2010: Gateway to Procurement Opportunities and hosting an exhibitor's table.

Conference participants were able to make key contacts and were provided valuable information regarding the procurement process, growing your business, upcoming opportunities, and certification requirements for federal, state, and local entities.

In addition, the M/W/SBE Office participated in a round table discussion with a select group of private construction firms and large corporations to begin dialogue regarding increasing MWBE firm's capacity to compete for larger projects. The round table was hosted by the Carolinas Minority Supplier Development Council and the Regional Growth Partnership.

BOND PROGRESS SUMMARY

<u>Bond Dollars</u>		Amount Committed/ Pending	Amount Paid to Date	Amount Expended This Period
'96 Bond	\$119.8 M	\$119,830,058	\$119,830,058	\$0
'97 Bond	\$415.0 M	\$414,450,398	\$414,065,316	\$10,356
'99 COPs	\$50.0 M	\$50,000,000	\$50,000,000	\$0
'00 Bond	\$275.5 M	\$274,348,659	\$273,654,169	\$24,258
'02 Bond	\$224.0 M	\$221,379,091	\$219,321,896	\$40,828
'04 COPs	\$98.5 M	\$98,500,000	\$98,500,000	\$0
'05 COPs	\$73.9 M	\$73,797,010	\$73,797,010	\$0
'06 COPs	\$154.7 M	\$145,769,235	\$143,149,071	\$185,473
'07 COPs	\$16.5 M	\$15,467,279	\$15,262,939	\$0
'07 Bond	\$516.0 M	\$255,640,087	\$213,354,972	\$2,698,544
'08 COPs	\$58.0 M	\$53,335,107	\$50,005,649	\$108,541
Grand Total	\$2,001.9 M	\$1,722,516,924	\$1,670,941,080	\$3,068,000

As of 04/30/10

PROJECT BID DATES - NEXT 90 DAYS (THROUGH JULY 2010)

School Name

Bid Dates*

Nothing at this time.

** NOTE: Work In Progress...Dates Subject to Change.*

SWING SPACE UTILIZATION

Creating a temporary space for students and staff to occupy during construction on a school's campus has proven to be beneficial to the project's schedule and cost and overall safety and efficiency of school operations. When the renovation or expansion of a facility is performed, and the facility must remain functionally operational, there are benefits to the owner in using swing space. At the conception of this program, several swing space options were identified.

We have successfully utilized both onsite and offsite swings. The most desirable swings are "offsite" ones. Onsite swing using mobiles or modulars likewise has been successfully used. The following is a summary of current swing options in use.

ONSITE SWINGS

<u>School</u>	<u>No. of Mobiles</u>	<u>Status (From – To)</u>
---------------	-----------------------	---------------------------

None at this time

Capital Improvements Program
Projects in Design or Under Construction
School Project Teams



School	Architect	General Contractor
Projects In Design		
Alexander Middle	FWA Group	n/a
Bain Elementary	ADW	n/a
Davidson IB MS	Insight Architects	n/a
E07-04 - Palisades - building package	Wash Hatem Nelson	n/a
E07-04 - Palisades - site package	Site Solutions	n/a
E07-05 - Robinson Church Road	Cort Architectural Group	n/a
E07-07 - Stumptown	ADW	n/a
E07-08 - Johnston Oehler Road	Wash Hatem Nelson	n/a
East Mecklenburg HS	Gantt Huberman Associates	n/a
Garinger High - renovations	Adams Group Architects	n/a
Garinger High - stadium	Site Solutions	Turner Construction
Independence High	Shook Kelly	Shelco, Inc.
McClintock Middle	FWA Group	n/a
Myers Park High	MBAJ Architecture	BE & K Building Group
Newell ES	Perkins Eastman	Shelco, Inc.
Olympic High - stadium	Site Solutions	Turner Construction
Pineville ES	Cort Architectural Group	n/a
Ranson Middle	Morris-Berg	Edifice, Inc.
Vance High	LS3P	n/a
West Mecklenburg High - stadium	Site Solutions	Turner Construction
Projects Under Construction		
Nothing at this time		

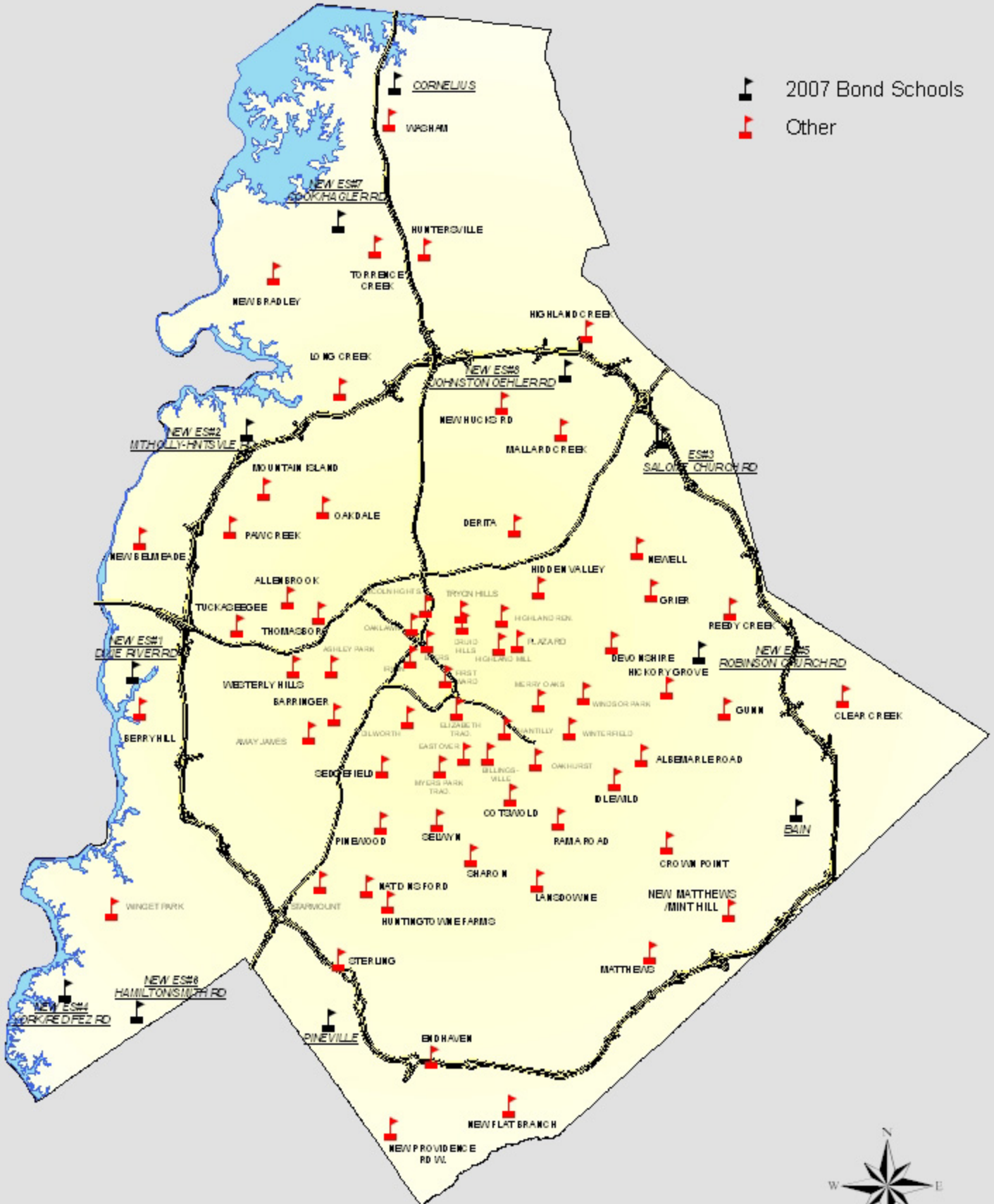
Capital Improvements Program
Projects Substantially Completed/Closed *
School Contractor Teams

School	Turnover Year	Architect	General Contractor
Carmel Middle	Jan-08	Shook Kelly	Shelco, Inc.
Ballantyne Elementary	Aug-08	Cort Architectural Group	Shelco, Inc.
Barnette Elementary	Aug-08	Wash Hatem Nelson	Edison Foard
Carmel Middle - Ballfields	Aug-08	Shook Kelly	Lee Morgan, Inc.
Croft Community	Aug-08	Cort Architectural Group	Beam Construction Co., Inc.
Elon Park Elementary	Aug-08	Wash Hatem Nelson	Edifice, Inc.
Marie G. Davis Middle	Aug-08	Shook Kelly	Edison Foard
Whitewater Academy	Aug-08	Wash Hatem Nelson	Sorenson Gross
Northeast Middle	Jan-09	Morris-Berg	Hunter Roberts Construction Group
Quail Hollow Middle	Jan-09	Gantt Huberman Associates	LeChase Construction
Randolph Middle	Jan-09	FWA Group	Sorenson Gross
Alexander Graham Middle	Aug-09	MBAJ Architecture	Hunter Roberts Construction Group
Berewick ES (E07-01)	Aug-09	ADW	Hendrick Construction
Idlewild Elementary	Aug-09	Little Diversified	BE & K Building Group
Long Creek Elementary	Aug-09	ADW	Edifice, Inc.
North Mecklenburg High	Aug-09	Shook Kelly	Shelco, Inc.
Ridge Road Middle	Aug-09	FWA Group	Edison Foard
River Gate ES (E07-06)	Aug-09	ADW	Beam Construction Co., Inc.
River Oaks Academy (E07-02)	Aug-09	Cort Architectural Group	Matthews Construction Co., Inc.
Sedgefield Middle - Phase II	Aug-09	Boney Architects	Beam Construction Co., Inc.
South Mecklenburg High	Aug-09	Little Diversified	BE & K Building Group
Stoney Creek ES (E07-03)	Aug-09	Cort Architectural Group	LeChase Construction
Whitewater Middle	Aug-09	FWA Group	Shelco, Inc.
Harding University High	Dec-09	ADW	Edifice, Inc.
Hough High	Aug-10	Little Diversified	Rodgers Construction
Rocky River High	Aug-10	Little Diversified	Balfour Beatty

* Projects closed prior to 2008 are not shown

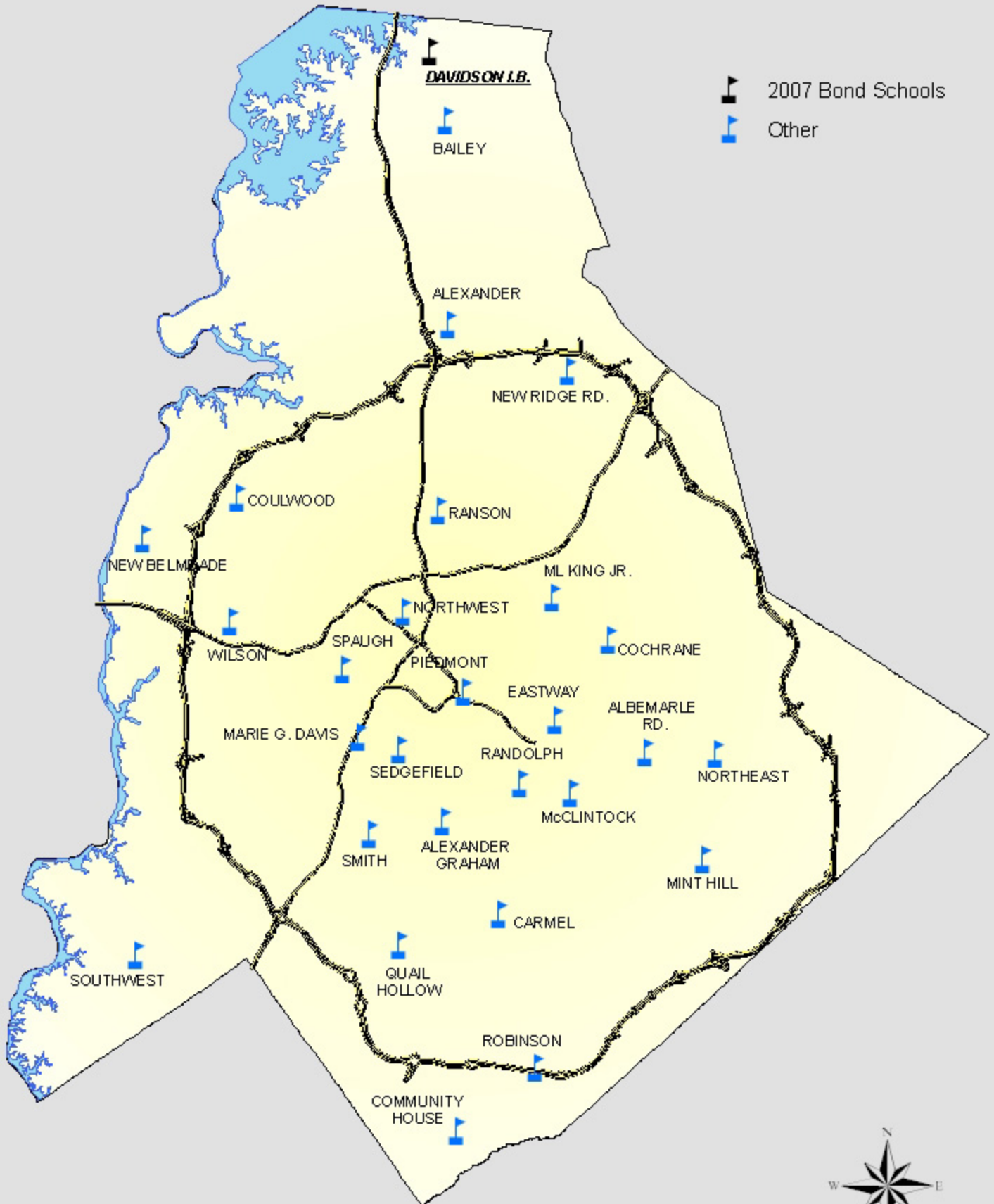
CIP ELEMENTARY SCHOOLS

-  2007 Bond Schools
-  Other



Real Estate Department
December 2007



CIP MIDDLE SCHOOLS

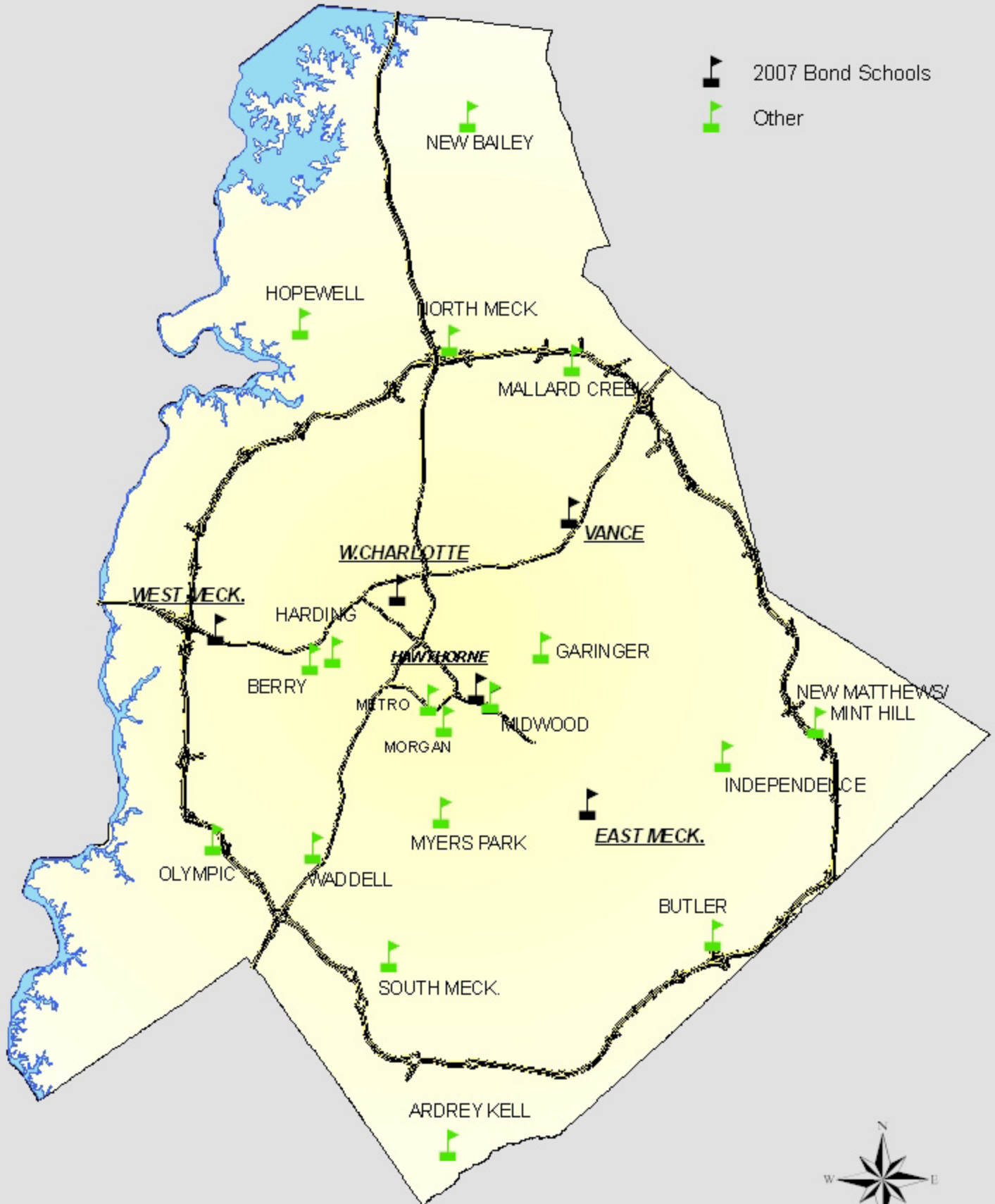


Real Estate Department
December 2007



CIP HIGH SCHOOLS

-  2007 Bond Schools
-  Other



Real Estate Department
December 2007



PROJECT STATUS REPORTS



Monthly Project Status Summary April 2010



Project	Current Project Estimate	Project Scope	** Occupy On	Design Phase	Construction Progress	Project Status
Alexander Graham Middle School ('02)	\$ 21,553,600	Construction of the first phase includes the new 28 classroom building addition and associated renovations. Phase II consists of renovations within the existing buildings on the campus including lighting, ceilings, mechanical and electrical systems, gymnasium upgrades, and miscellaneous finishes updates. A new fire-suppression system will also be provided at the existing buildings.		Complete	92 %	Phase III of this project is closed. The Gymnasium Renovation/Expansion Project was bid on March 4, 2010, but due to county bond sale constraints, the contract award and construction are currently on hold. Once bond sale constraints are settled, the "occupy on" date will be re-evaluated. The Gymnasium Renovation/Expansion Project is the final part of a multi-phased project.
Amay James Elementary School (07)	\$ 6,190,360	This project will include renovations to building systems, improved accessibility, and site development work.		Design Development	0 %	The design process has been placed on hold pending final determination of project scope.
Bain Elementary School	\$ 15,300,000	This project will include a full replacement facility in lieu of the renovations to building systems and the kitchen, improvements to acoustics, and classroom additions as originally planned by the Bond.		Construction Documents	0 %	Construction Documents have been submitted for permit review, awaiting final approval from DOT. Once bond sale constraints are settled, the "occupy on" date will be re-evaluated.
Berewick Elementary School (E07-01)	\$ 17,449,087	A new 39 classroom elementary school. A Park & Rec facility is planned to be included. This project relieves overcrowding at Berryhill ES and Steele Creek ES.	August 2009	Complete	100 %	Project is Complete.
Cochrane Middle School ('02)	\$ 16,399,014	Design and construction for complete renovation of existing buildings including plumbing, HVAC, and electrical systems. Building additions/renovations including classrooms, dining, kitchen, music, arts, and workforce development.	August 2010	Complete	90 %	Phase II of this project is closed. Kitchen Additon Project has been advertised for bids. Bids were opened and read publically on March 2, 2010. The project award is on hold based on county funding contrainants.
Davidson IB Middle School	\$ 6,227,870	This project will include renovations to building systems, improved accessibility, and site development work.		Schematic	0 %	The project may be a joint use project with the Town of Davidson. Expanded design scope is on hold at 100% SD. Once bond sale constraints are settled, the "occupy on" date will be re-evaluated.
East Mecklenburg High School (07)	\$ 4,310,625	This project includes renovations to MEP systems and the theatrical lighting and sound systems in the auditorium and dressing areas. The area will be sprinkled, and exits will be remodeled to meet ADA requirements.		Complete	0 %	Due to bond sale constraints the project is on hold. Once these constraints are settled, the "occupy on" date will be re-evaluated.

Monthly Project Status
Summary April 2010

Project	Current Project Estimate	Project Scope	** Occupy On	Design Phase	Construction Progress	Project Status
Garinger High School ('02)	\$ 15,043,045	Design and construction of the next phase of renovation project. Total project (all phases) will include the renovation of the remaining portions of the facility, and a new gymnasium or auxiliary gym.		Construction Documents	0 %	The contract document drawings for the science and locker room additions are being finalized. Once bond sale constraints are settled, the "occupy on" date will be re-evaluated.
Garinger High School (07) - Track & Field	\$ 2,047,674	Renovation of the football field from natural grass to a synthetic field, renovation/rework to the 6-lane track. Additional scope to be accommodated by the Bond includes the addition of stadium lighting, security cameras, and a new PA system.		Complete	0 %	Due to county bond sale constraints, the contract award and construction are currently on hold. Once bond sale constraints are settled, the "occupy on" date will be re-evaluated.
Harding High School ('06 COPs)	\$ 19,728,854	This project includes design and construction for the first phase of a full renovation/addition project. This phase includes a new three-story classroom and administration building. Renovations include an extensive renovation to the existing two story classroom building, to the existing administration building, the media center building, and the auditorium/classrooms, as well as HVAC modifications to the gymnasium and lockerrooms.	December 2009	Complete	98 %	The renovation/addition project is complete. The next phase of construction will take place in the summer. The major project was completed December 2009.
Hough High School (H07-02)	\$ 57,600,000	A new 99 classroom prototype high school. This includes the design/construction funding for a connector road. This project relieves overcrowding at North Mecklenburg HS and Hopewell HS.	August 2010	Complete	95 %	The architect has determined that William A. Hough High School is substantially complete and CMS will begin installing the furniture, fixtures and equipment. The Bailey Road extension project is substantially complete and final acceptance by NCDOT is forthcoming. The storm water rain gardens are complete with specialized plantings installed. The building mechanical, electrical and plumbing systems have been commissioned for operation. The contractor is completing the owner/architect punch list issues at this time.
Idlewild Elementary School ('06 COPs)	\$ 15,645,462	This project includes design and construction of a full renovation/addition project including the demolition of older portions of the existing building. The existing media center and classroom wing will remain. The project includes a two-story building addition that will include administration, classrooms, and cafeteria, and associated sitework.	August 2009	Complete	100 %	The project is complete.
Independence High School (07)	\$ 11,695,791	Additions and renovations to physical education, athletic facilities, and administrative support facilities. The existing gym will become an auxiliary gym. A new addition will be constructed to house the Admin offices and new main entry to the school. Existing admin office to be renovated for student services and other support space.		Construction Documents	0 %	This project has completed the construction document phase for the admin offices and new gym addition and has been submitted for full permit review. Designer is making corrections to the contract documents in order to address review comments made by the various government agencies. Once CMBE bond sale constraints are settled, the "occupy on" date will be re-evaluated.
Long Creek Elementary School	\$ 17,667,002	On-site replacement of the existing multi-building campus. This project does not include any demolition, although it is planned for the future.	August 2009	Complete	98 %	The school replacement project is complete. The Road Widening project is scheduled to take place in the summer of 2010.

Monthly Project Status
Summary April 2010

Project	Current Project Estimate	Project Scope	** Occupy On	Design Phase	Construction Progress	Project Status
McClintock Middle School (07)	\$ 24,901,425	This project includes a replacement facility consisting of a 54 classroom clone. The project was originally included as a renovation project.		Complete	0 %	Construction documents had originally been approved for building permit, however, an Additional Cycle Review and resubmission to LUESA will be required before construction can begin. The A/E team is incorporating revisions and changes that were brought about from previous projects' lessons learned and guideline changes. Revision work to documents is currently 50% complete.
Myers Park High School (07)	\$ 14,659,392	This project will add a new gymnasium connected to the current gym. The current gym will become the auxiliary gym. Additional restroom facilities are planned adjacent to the newly constructed gym. Additionally, scope to be accommodated by the Bond includes new windows in the Language Arts building, media center, and cafeteria, new flooring, a new mechanical system, and rest room updates in the Language Arts building.		Construction Documents	0 %	The design team continues to work toward completion of the Construction Document phase. Once bond sale constraints are settled, the "occupy on" date will be re-evaluated.
New Johnston Oehler Rd Elementary School (E07-08)	\$ 18,585,600	A new 39 classroom elementary school. This project relieves overcrowding at Highland Creek ES.		Construction Documents	0 %	Plans are currently being reviewed for permits by all authorities having jurisdiction. Designer is making corrections to the contract documents as review comments are made. Once CMBE bond sale constraints are settled, the "occupy on" date will be re-evaluated.
New Palisades Elementary School (E07-04)	\$ 16,896,000	A new 39 classroom elementary school. This project relieves overcrowding at Winget Park ES and Lake Wylie ES.		Construction Documents	0 %	Contract Documents have been completed and submitted to all authorities having jurisdiction for permits. The designer is making corrections to the design documents to address change order work from the previous clone projects and also to pick up the new Owner directives and guidelines. Revision work is currently 95% complete.
New Robinson Church Rd Area ES (E07-05)	\$ 16,896,000	A new 39 classroom elementary school. This project relieves overcrowding at Hickory Grove ES. Additionally a pre-k wing, originally planned for Joseph W. Grier Academy, will be attached to the school.		Complete	0 %	The construction documents are complete. Once the bond sale constraints are settled, the "occupy on" date will be reevaluated.
New Stumptown ES (E07-07)	\$ 18,585,600	A new 39 classroom elementary school. This project relieves overcrowding at JV Washam ES and Torrence Creek ES.		Construction Documents	0 %	Currently submitted for Building Permit approval by all authorities having jurisdiction. Awaiting final approvals from NCDOT & Town of Huntersville, and some departments within LUESA. The designer is making corrections to the design documents to address change order work from the previous clone projects and also to pick up the new Owner directives and guidelines. Revision work is currently 95% complete.

Monthly Project Status
Summary April 2010

Project	Current Project Estimate	Project Scope	** Occupy On	Design Phase	Construction Progress	Project Status
Newell Elementary School (07)	\$ 11,270,401	This project will include renovations to building systems and the kitchen, improvements to acoustics, and classroom additions. Additional parking and sitework is expected.		Schematic	0 %	The design process is still progressing through the schematic design phase. Once bond sale constraints are settled, the "occupy on" date will be reevaluated.
North Mecklenburg High School ('02)	\$ 14,582,179	Design and construction for the stadium renovation, classroom addition project, and site modifications including new parking lots and new tennis courts.	August 2009	Complete	100 %	Project is Completed
Olympic High School (07) - Stadium, Track & Field	\$ 8,573,640	Construction of a new 4000 seat stadium and field house including concession stands and restroom facilities. Replacement of the existing track and installation of artificial turf.		Complete	0 %	Due to county bond sale constraints, the contract award and construction are currently on hold. The "occupy on" date will be updated when the contract is awarded.
Pineville Elementary School	\$ 15,300,000	Project will include the design and construction of a 39 classroom replacement facility in lieu of the renovation originally planned.		Complete	0 %	The first round of code review of the LEED -modified drawings has been completed by LUESA, and the design team is responding to the comments. A resubmittal for subsequent review by LUESA should occur in May, as well as completion of this review process. A bid date has not been determined, due to current bond sale constraints.
Quail Hollow Middle School	\$ 15,761,883	The project includes renovations and additions to existing buildings constructed in 1963, 1964, 1967, and 1991; approximately 129,926 SF of renovations and 17,116 SF of additions. The renovation scope of work includes architectural, MEP, telecommunication systems, and fire protection system upgrades throughout the existing facility. Sitework includes parking lot, circulation, landscaping, and minor drainage improvements. The completed facility will have 57 classrooms.	August 2009	Complete	98 %	The project is complete. Kitchen HVAC improvements project's contract award and construction are currently on hold pending funding approval and release due to county bond sale constraints. The "occupy on" date will be updated when the contract is awarded.
Ranson Middle School (07)	\$ 20,672,850	This project will include the renovation of Bldg. B and Bldg. C. The design will bring the buildings together to function as one building as much as practical.		Complete	0 %	The project will be submitted to LUESA for another review in May, and completion of this review process is anticipated in late May or early June. The actual start date for this project has been postponed, due to current constraints on bond sales. This is a multi-year, CM@Risk project.
Ridge Road Middle School	\$ 22,600,000	A new 54 classroom prototype middle school. This project relieves overcrowding at Alexander MS.	August 2009	Complete	99 %	The project is in the Closeout phase. Modifications to the HVAC are scheduled to be executed Summer 2010.
River Gate Elementary School (E07-06)	\$ 14,500,000	A new 39 classroom elementary school. This project relieves overcrowding at Winget Park ES and Lake Wylie ES. (This project is also referred to as new Youngblood/Steele Creek Road ES.)	August 2009	Complete	100 %	Project is complete.

Monthly Project Status
Summary April 2010

Project	Current Project Estimate	Project Scope	** Occupy On	Design Phase	Construction Progress	Project Status
River Oaks Academy (E07-02)	\$ 15,000,000	A new 39 classroom elementary school. This project relieves overcrowding at Mountain Island ES and Paw Creek ES.	August 2009	Complete	100 %	Project is substantially complete. Owner/Architect punchlists are nearly complete and Building Commissioning is progressing well. Site landscaping is being installed to meet zoning and water quality regulations.
Rocky River High School (H07-01)	\$ 53,600,000	A new 99 classroom prototype high school. This project relieves overcrowding at Independence HS, Butler HS, and East Mecklenburg HS.	August 2010	Complete	96 %	The punch list is near completion. Commissioning activities near completion. Final inspections by local authorities are scheduled to occur in the next 30 days.
Sedgefield Middle School ('02)	\$ 15,505,987	Complete renovation of the existing building including HVAC, plumbing, and electrical systems. A building addition is also included as well as upgrading the track and field.	August 2009	Complete	98 %	The track renovation project is on hold due to bond sale constraints.
South Mecklenburg High School ('06 COPs)	\$ 16,100,467	This project includes design and construction of a new three-story science and technology classroom building. The project also includes demolition of two single story classroom buildings to accommodate the new building, associated sitework, and tennis courts.	August 2009	Complete	95 %	The parking lot improvement project is currently on hold due to bond sale constraints. Work is scheduled to take place at the cafeteria and canopies over the summer of 2010.
Stoney Creek Elementary School (E07-03)	\$ 15,000,000	A new 39 classroom elementary school. This project relieves overcrowding at University Meadows ES and Newell ES.	August 2009	Complete	99 %	The project closeout is near completion.
Vance High School	\$ 15,421,450	Construction of a multi-story 25 classroom building addition.		Construction Documents	0 %	This project has been approved for building permits by all authorities having jurisdiction.
West Mecklenburg High	\$ 8,196,600	Construction of a new 4000 seat stadium and field house including concession stands and restroom facilities and installation of artificial turf.		Complete	0 %	Due to county bond sale constraints, the contract award and construction are currently on hold. The "occupy on" date will be updated when the contract is awarded.
Whitewater Middle School	\$ 21,400,000	A new 54 classroom prototype middle school. This project relieves overcrowding at Coulwood MS and Wilson MS.	August 2009	Complete	99 %	Project is substantially complete. Owner/Architect punchlists are nearly complete and Building Commissioning is progressing well. Site landscaping is being installed to meet zoning and water quality regulations. Modifications to the HVAC will be executed Summer 2010.

MONTHLY PROJECT PHOTOS



Hough High School (H07-02)
2-story classroom wing on left, gymnasium on right



Hough High School (H07-02)
Mascot on Gymnasium Floor



Hough High School (H07-02)
Auditorium



Rocky River High School (H07-01)
Main Entrance



Rocky River High School (H07-01)
Classroom Corridor



Rocky River High School (H07-01)
Administration Area

M/WBE PARTICIPATION REPORT

Contract Status Report - MWBE Participation Commitments

Charlotte Mecklenburg Schools
96/97 Capital Improvements Program

Report Date 5/7/2010
5/7/2010 3:33:35 PM
April 2010 Monthly Report

Project Contractor	Contract Amount	African American MBE \$	AA MBE %	Other MBE \$	Other MBE %	Total MBE \$	Total MBE %	WBE \$	WBE %	SBE \$	SBE%	Total MWSBE	Total MWSBE
02 Unallocated	7,190,013	806	0.01%	153,139	2.13%	153,945	2.14%	170,253	2.37%			324,198	4.51%
2000 Bonds - Unallocated	3,924,565	3,821	0.10%	751,361	19.15%	755,182	19.24%	244,128	6.22%			999,310	25.46%
2006 Mandates / Initiatives / Lifecycle	14,683,813	219	0.00%	26,675	0.18%	26,894	0.18%	554,047	3.77%			580,941	3.96%
2007 Legal Mandates & Unallocated	20,167,675			202,784	1.01%	202,784	1.01%	17,710	0.09%			220,494	1.09%
5th Floor Government Center	447,064			90,000	20.13%	90,000	20.13%					90,000	20.13%
Albemarle Road Elementary (02)	3,958,491	896,068	22.64%	232,097	5.86%	1,128,165	28.50%	269,182	6.80%	19,010	0.48%	1,416,356	35.78%
Albemarle Road Elementary School	4,198,327	855,244	20.37%	147,659	3.52%	1,002,902	23.89%	277,288	6.60%	1,380	0.03%	1,281,570	30.53%
Albemarle Road Middle School	5,842,753	943,641	16.15%	96,537	1.65%	1,040,178	17.80%	814,920	13.95%	68,151	1.17%	1,923,250	32.92%
Alexander Graham Middle School	3,818,878	130,311	3.41%	96,741	2.53%	227,051	5.95%	256,267	6.71%	53,891	1.41%	537,209	14.07%
Alexander Graham Middle School (02)	15,758,428	880,575	5.59%	679,767	4.31%	1,560,341	9.90%	1,470,470	9.33%	18,217	0.12%	3,049,029	19.35%
Alexander Middle School	3,472,655	6,059	0.17%	164,311	4.73%	170,370	4.91%	147,215	4.24%	32,000	0.92%	349,584	10.07%
Alexander Middle School (02)	1,223,060	9,000	0.74%	35,000	2.86%	44,000	3.60%	44,286	3.62%	166,897	13.65%	255,183	20.86%
Allenbrook Elementary School	3,063,108	21,866	0.71%	76,265	2.49%	98,131	3.20%	411,050	13.42%			509,181	16.62%
Amay James Elementary School (07)	219,415			42,300	19.28%	42,300	19.28%	11,943	5.44%			54,243	24.72%
Amay James Montessori School	447,977	6,284	1.40%			6,284	1.40%	77,711	17.35%			83,995	18.75%
Ardrey Kell High School (H02-01)	44,366,904	1,632,128	3.68%	832,436	1.88%	2,464,565	5.55%	3,081,814	6.95%	45,275	0.10%	5,591,653	12.60%
Ashley Park Elementary School	7,702,900	121,707	1.58%	227,283	2.95%	348,991	4.53%	1,239,338	16.09%	4,934	0.06%	1,593,263	20.68%
Bailey Middle School (M02-01)	22,704,562	2,429,519	10.70%	1,417,228	6.24%	3,846,747	16.94%	2,020,626	8.90%	18,234	0.08%	5,885,607	25.92%
Bain Elementary School	829,267			65,000	7.84%	65,000	7.84%	12,156	1.47%	149,200	17.99%	226,356	27.30%
Ballantyne Elementary School	13,610,252	40,441	0.30%	78,775	0.58%	119,216	0.88%	2,276,226	16.72%			2,395,442	17.60%
Barnette Elementary School	11,796,202	20,033	0.17%	380,869	3.23%	400,902	3.40%	1,784,023	15.12%	158,868	1.35%	2,343,794	19.87%
Barringer Elementary School	10,906,659	84,830	0.78%	199,919	1.83%	284,749	2.61%	798,391	7.32%			1,083,140	9.93%
Berewick Elementary School (E07-01)	15,471,647	19,125	0.12%	1,144,909	7.40%	1,164,034	7.52%	1,422,547	9.19%	184,752	1.19%	2,771,332	17.91%
Berryhill Elementary School	5,787,689	224,580	3.88%	62,111	1.07%	286,691	4.95%	418,432	7.23%	2,147	0.04%	707,269	12.22%
Billingsville Elementary	9,466,464	307,414	3.25%	359,177	3.79%	666,592	7.04%	928,561	9.81%	106,483	1.12%	1,701,636	17.98%
Butler High School	6,439,474	259,438	4.03%	305,154	4.74%	564,592	8.77%	463,023	7.19%	40,410	0.63%	1,068,025	16.59%
Carmel Middle School	18,335,955	122,175	0.67%	301,761	1.65%	423,937	2.31%	3,776,018	20.59%	272,022	1.48%	4,471,976	24.39%
Chantilly Elementary	663,627							323,005	48.67%			323,005	48.67%
Clear Creek Elementary School	7,842,404	827,594	10.55%	155,773	1.99%	983,367	12.54%	367,284	4.68%	26,771	0.34%	1,377,421	17.56%
Cochrane Middle School	3,600,621	37,555	1.04%	19,247	0.53%	56,802	1.58%	394,667	10.96%	5,950	0.17%	457,419	12.70%
Cochrane Middle School (02)	13,869,213	282,855	2.04%	277,102	2.00%	559,957	4.04%	983,722	7.09%	850,047	6.13%	2,393,726	17.26%
Community House Middle School (M00-02)	17,532,731	520,130	2.97%	1,484,180	8.47%	2,004,310	11.43%	3,644,524	20.79%	39,066	0.22%	5,687,900	32.44%
Cotswold Elementary School	11,107,222	238,363	2.15%	224,045	2.02%	462,408	4.16%	1,400,552	12.61%	43,655	0.39%	1,906,615	17.17%
Coulwood Middle School	3,856,016	276,618	7.17%	82,432	2.14%	359,050	9.31%	110,100	2.86%			469,151	12.17%
Croft Community School	12,510,858	12,049	0.10%	52,133	0.42%	64,182	0.51%	11,545,980	92.29%	12,884	0.10%	11,623,046	92.90%
Crown Point Elementary	2,250,624			26,417	1.17%	26,417	1.17%					26,417	1.17%
Davidson IB Middle School	347,454	7,000	2.01%	25,000	7.20%	32,000	9.21%	130,215	37.48%			162,215	46.69%

Project Contractor	Contract Amount	African American MBE \$	AA MBE %	Other MBE \$	Other MBE %	Total MBE \$	Total MBE %	WBE \$	WBE %	SBE \$	SBE%	Total MWSBE	Total MWSBE
Derita Alternative School	1,135,925			57,866	5.09%	57,866	5.09%	150,005	13.21%	49,650	4.37%	257,521	22.67%
Devonshire Elementary School	4,881,455	678,467	13.90%	142,775	2.92%	821,242	16.82%	41,178	0.84%			862,420	17.67%
Devonshire Elementary School (02)	1,707,016	128,569	7.53%	100,955	5.91%	229,524	13.45%	35,841	2.10%			265,365	15.55%
Dilworth Elementary School	11,938,842	105,479	0.88%	371,006	3.11%	476,485	3.99%	2,039,932	17.09%	137,943	1.16%	2,654,361	22.23%
Druid Hills Elementary School	1,902,049	33,272	1.75%	24,288	1.28%	57,560	3.03%	51,846	2.73%			109,406	5.75%
Druid Hills Elementary School (E97-04)	9,793,993	239,776	2.45%	603,758	6.16%	843,534	8.61%	845,816	8.64%			1,689,350	17.25%
E.E. Waddell High School (H97-02)	31,548,731	3,338,498	10.58%	1,328,437	4.21%	4,666,936	14.79%	1,294,648	4.10%	70,095	0.22%	6,031,679	19.12%
East Mecklenburg High School (07)	382,632	262	0.07%	14,588	3.81%	14,850	3.88%	25,844	6.75%			40,694	10.64%
Eastover Elementary School	8,643,234	209,820	2.43%	907,395	10.50%	1,117,216	12.93%	469,686	5.43%	317,280	3.67%	1,904,181	22.03%
Eastway Middle School	17,034,831	412,050	2.42%	562,138	3.30%	974,188	5.72%	1,678,447	9.85%	21,038	0.12%	2,673,674	15.70%
Elizabeth Elementary School	10,608,877	344,763	3.25%	141,982	1.34%	486,745	4.59%	817,092	7.70%	72,460	0.68%	1,376,298	12.97%
Elon Park Elementary School	11,495,124	136,113	1.18%	142,777	1.24%	278,890	2.43%	2,121,532	18.46%	649,739	5.65%	3,050,161	26.53%
Endhaven Elementary (E00-01)	9,886,515	585,825	5.93%	36,580	0.37%	622,405	6.30%	1,645,359	16.64%	7,500	0.08%	2,275,263	23.01%
First Ward Elementary	10,395,552	178,576	1.72%	160,180	1.54%	338,756	3.26%	984,659	9.47%			1,323,415	12.73%
Garinger High School	12,175,169	634,710	5.21%	254,496	2.09%	884,506	7.26%	638,617	5.25%	335,323	2.75%	1,858,446	15.26%
Garinger High School (02)	1,618,986			30,683	1.90%	30,683	1.90%	27,888	1.72%	156,266	9.65%	214,837	13.27%
Garinger High School (07) - Track & Field	120,197							449	0.37%			449	0.37%
Graham Center	1,293,975							506,756	39.16%	3,516	0.27%	510,272	39.43%
Harding High School	5,758,501	21,529	0.37%	121,535	2.11%	143,064	2.48%	435,549	7.56%	259,166	4.50%	837,779	14.55%
Harding High School (06 COPs)	17,921,938	192,960	1.08%	839,703	4.69%	1,032,663	5.76%	3,456,672	19.29%	774,151	4.32%	5,263,486	29.37%
Hawthorne Middle School	18,960												
Hickory Grove Elementary	12,819,430	133,340	1.04%	283,628	2.21%	416,968	3.25%	2,471,920	19.28%			2,888,888	22.54%
Hidden Valley Elementary School	3,066,999	21,374	0.70%	47,309	1.54%	68,683	2.24%	193,210	6.30%			261,893	8.54%
Highland Creek Elementary School (E02-01)	14,181,793	295,503	2.08%	76,030	0.54%	371,534	2.62%	2,407,629	16.98%	38,318	0.27%	2,817,480	19.87%
Highland Mill Montessori	7,682,755	206,245	2.68%	72,883	0.95%	279,128	3.63%	494,492	6.44%	452	0.01%	774,071	10.08%
Highland Renaissance Academy	10,262,571	149,462	1.46%	164,943	1.61%	314,405	3.06%	325,068	3.17%			639,473	6.23%
Hopewell High School (COPs '05)	5,885,707	410,639	6.98%	104,338	1.77%	302,177	5.13%	115,238	1.96%	4,922,981	83.64%	5,340,396	90.73%
Hopewell High School (H97-01)	29,994,621	3,839,121	12.80%	392,775	1.31%	4,231,896	14.11%	1,122,406	3.74%			5,354,302	17.85%
Hough High School (H07-02)	49,817,923			249,790	0.50%	249,790	0.50%	44,531,578	89.39%			44,781,368	89.89%
Huntersville Elementary School	5,949,805	842,423	14.16%	227,350	3.82%	1,069,773	17.98%	285,559	4.80%	53	0.00%	1,355,385	22.78%
Huntingtowne Farms Elementary School	7,859,536	747,613	9.51%	260,171	3.31%	1,007,784	12.82%	990,714	12.61%	55,123	0.70%	2,053,621	26.13%
Idlewild Elementary School	3,073,058	439,810	14.31%	276,696	9.00%	716,506	23.32%	176,489	5.74%			892,995	29.06%
Idlewild Elementary School (06 COPs)	13,452,115	21,804	0.16%	246,598	1.83%	268,402	2.00%	2,491,937	18.52%	30,224	0.22%	2,790,562	20.74%
Independence High School	15,640,815	146,443	0.94%	208,326	1.33%	354,769	2.27%	1,380,554	8.83%	942	0.01%	1,736,266	11.10%
Independence High School (07)	1,293,450			23,474	1.81%	23,474	1.81%	105,680	8.17%			129,154	9.99%
Irwin Avenue Elementary	211,659	135,128	63.84%			135,128	63.84%	16,480	7.79%			151,608	71.63%
J.V. Washam Elementary School	14,440,896	42,796	0.30%	205,686	1.42%	248,482	1.72%	1,352,967	9.37%	5,503	0.04%	1,606,952	11.13%
Jay M. Robinson Middle School (M97-02)	16,371,477	54,782	0.33%	315,698	1.93%	370,480	2.26%	2,472,684	15.10%			2,843,163	17.37%
JH Gunn Elementary School	12,000,841	212,939	1.77%	818,997	6.82%	1,031,936	8.60%	1,373,748	11.45%			2,405,684	20.05%
Job Order Contract Work	1,133,243							575,000	50.74%			575,000	50.74%
Joseph W. Grier Academy (07)	91,266	26,000	28.49%			26,000	28.49%	3,143	3.44%			29,143	31.93%

Project Contractor	Contract Amount	African American MBE \$	AA MBE %	Other MBE \$	Other MBE %	Total MBE \$	Total MBE %	WBE \$	WBE %	SBE \$	SBE%	Total MWSBE	Total MWSBE
Joseph W. Grier Academy (E97-01)	9,351,712	151,789	1.62%	117,067	1.25%	268,857	2.87%	626,871	6.70%			895,728	9.58%
Lansdowne Elementary School	4,644,677	34,776	0.75%	289,893	6.24%	324,669	6.99%	161,995	3.49%			486,664	10.48%
Lincoln Heights Elementary	10,108,124	1,010,296	9.99%	181,228	1.79%	1,191,524	11.79%	375,503	3.71%	45,000	0.45%	1,612,027	15.95%
Long Creek Elementary School	15,303,004	141,049	0.92%	487,658	3.19%	628,707	4.11%	2,727,649	17.82%	621,331	4.06%	3,977,687	25.99%
Mallard Creek Elementary School	2,949,934	67,195	2.28%	58,920	2.00%	126,115	4.28%	89,582	3.04%			215,697	7.31%
Mallard Creek High School (H02-02)	52,490,279	564,011	1.07%	1,052,868	2.01%	1,616,879	3.08%	7,795,940	14.85%	688,638	1.31%	10,101,457	19.24%
Marie G. Davis Military and Global Leadership Academy	19,098,617	579,922	3.04%	253,008	1.32%	832,930	4.36%	1,381,165	7.23%	361,246	1.89%	2,575,342	13.48%
Martin Luther King, Jr. Middle School (M00-01)	17,615,280	2,095,567	11.90%	1,660,214	9.42%	3,755,781	21.32%	1,330,606	7.55%			5,086,386	28.87%
Matthews Elementary School	5,109,513	108,353	2.12%	183,285	3.59%	291,639	5.71%	240,232	4.70%	360	0.01%	532,230	10.42%
McClintock Middle School	3,557,019	78,021	2.19%	102,844	2.89%	180,865	5.08%	560,189	15.75%			741,054	20.83%
McClintock Middle School (07)	1,660,055	10,264	0.62%	52,783	3.18%	63,047	3.80%	254,299	15.32%	20,700	1.25%	338,046	20.36%
Merry Oaks Elementary School	10,801,844	749,604	6.94%	869,331	8.05%	1,616,874	14.97%	472,831	4.38%	749,640	6.94%	2,839,345	26.29%
Metro School	21,496,921	570,267	2.65%	374,210	1.74%	944,477	4.39%	4,357,334	20.27%			5,301,812	24.66%
Midwood Center	6,465,805	29,032	0.45%	166,119	2.57%	195,150	3.02%	207,665	3.21%	3,826,626	59.18%	4,229,441	65.41%
Mint Hill Middle School (M97-01)	17,894,998	1,037,344	5.80%	90,170	0.50%	1,127,514	6.30%	804,682	4.50%			1,932,195	10.80%
Morgan School @ Old Metro	2,251,889	2,945	0.13%	94,780	4.21%	97,725	4.34%	635,899	28.24%	70,883	3.15%	804,506	35.73%
Mountain Island Elementary School (E97-03)		658,682		136,718		795,400		369,735				1,165,135	
Mountain Island Elementary School (E97-03)	10,227,508	61,744	0.60%	37,925	0.37%	99,669	0.97%	46,801	0.46%			146,471	1.43%
Myers Park Elementary School	14,048,164	469,724	3.34%	373,182	2.66%	842,906	6.00%	2,208,217	15.72%	446	0.00%	3,051,569	21.72%
Myers Park High School	15,516,666	362,491	2.34%	577,953	3.72%	940,444	6.06%	1,267,709	8.17%	290,688	1.87%	2,498,841	16.10%
Myers Park High School (07)	765,049	1,511	0.20%			1,511	0.20%	49,100	6.42%			50,611	6.62%
Nations Ford Elementary School	2,566,580	108,295	4.22%	49,370	1.92%	157,665	6.14%	1,589,216	61.92%	82	0.00%	1,746,963	68.07%
New Idlewild Road Area Elementary School (E02-02)	943,012	905,140	95.98%			905,140	95.98%	4,627	0.49%			909,767	96.47%
New Johnston Oehler Rd Elementary School (E07-08)	787,390			47,509	6.03%	47,509	6.03%	116,600	14.81%	21,900	2.78%	186,009	23.62%
New Palisades Elementary School (E07-04)	967,993			52,009	5.37%	52,009	5.37%			17,500	1.81%	69,509	7.18%
New Robinson Church Rd Area ES (E07-05)	1,046,628	15,500	1.48%	182,503	17.44%	198,003	18.92%	39,530	3.78%	18,500	1.77%	256,033	24.46%
New Stumptown ES (E07-07)	853,792			45,000	5.27%	45,000	5.27%	121,480	14.23%			166,480	19.50%
Newell Elementary School	3,990,523	56,576	1.42%	146,873	3.68%	203,448	5.10%	376,300	9.43%	360	0.01%	580,108	14.54%
Newell Elementary School (07)	1,071,440	13,552	1.26%	57,366	5.35%	70,917	6.62%	14,880	1.39%			85,797	8.01%
North Mecklenburg High School	8,332,213	99,359	1.19%	290,884	3.49%	390,244	4.68%	340,074	4.08%			730,318	8.76%
North Mecklenburg High School (02)	13,674,142	684,476	5.01%	67,758	0.50%	752,234	5.50%	1,706,508	12.48%	1,474,750	10.78%	3,933,491	28.77%
Northeast Middle School	15,627,055	366,073	2.34%	522,526	3.34%	888,599	5.69%	1,402,977	8.98%	159,178	1.02%	2,450,753	15.68%
Northwest Middle/High	8,690,581	248,219	2.86%	87,021	1.00%	335,240	3.86%	1,161,644	13.37%	113,492	1.31%	1,610,376	18.53%
Oakdale Elementary School	12,419,333	207,344	1.67%	1,414,363	11.39%	1,621,707	13.06%	287,236	2.31%	70,738	0.57%	1,979,681	15.94%
Oakhurst Elementary School	10,556,593	899,134	8.52%	1,472,833	13.95%	2,371,967	22.47%	837,979	7.94%			3,209,946	30.41%
Oaklawn Elementary School	7,405,889	65,440	0.88%	158,271	2.14%	223,711	3.02%	616,251	8.32%			839,962	11.34%
Olde Providence Elementary School	1,131,643							6,654	0.59%			6,654	0.59%
Olympic High School	6,147,183	332,042	5.40%	149,597	2.43%	481,640	7.84%	383,564	6.24%	16,054	0.26%	881,258	14.34%
Olympic High School (07) - Stadium, Track & Field	459,693	8,284	1.80%	51,034	11.10%	59,317	12.90%	15,098	3.28%			74,416	16.19%
Phillip O. Berry Academy of Technology	43,851,725	1,358,124	3.10%	352,946	0.80%	1,711,070	3.90%	7,129,442	16.26%	555	0.00%	8,841,066	20.16%
Piedmont Open Middle School	15,289,940	684,464	4.48%	1,021,858	6.68%	1,706,323	11.16%	1,309,887	8.57%	99,563	0.65%	3,115,773	20.38%

Project Contractor	Contract Amount	African American MBE \$	AA MBE %	Other MBE \$	Other MBE %	Total MBE \$	Total MBE %	WBE \$	WBE %	SBE \$	SBE%	Total MWSBE	Total MWSBE
Pineville Elementary School	1,104,246	15,500	1.40%	1,603	0.15%	17,103	1.55%	134,936	12.22%	12,100	1.10%	164,139	14.86%
Pinewood Elementary School	10,729,735	178,956	1.67%	303,361	2.83%	482,316	4.50%	697,723	6.50%	36,182	0.34%	1,216,221	11.34%
Plaza Road Preschool	1,178,760	2,462	0.21%	175,534	14.89%	177,996	15.10%	5,807	0.49%			183,803	15.59%
Polo Ridge Elementary School	12,751,407	143,907	1.13%	202,588	1.59%	346,495	2.72%	2,076,648	16.29%	12,500	0.10%	2,435,643	19.10%
Providence Spring Elementary (E97-02)	9,441,635	684,480	7.25%	81,501	0.86%	765,981	8.11%	806,093	8.54%			1,572,074	16.65%
Quail Hollow Middle School	14,535,083	401,347	2.76%	1,859,803	12.80%	2,261,150	15.56%	1,981,054	13.63%	46,141	0.32%	4,288,345	29.50%
Rama Road Elementary School	4,864,622	371,430	7.64%	156,853	3.22%	528,283	10.86%	578,838	11.90%	351	0.01%	1,107,472	22.77%
Randolph Middle School	13,991,780	36,874	0.26%	3,003,367	21.47%	3,040,241	21.73%	397,647	2.84%	18,613	0.13%	3,456,501	24.70%
Ranson Middle School	6,952,402	402,925	5.80%	242,541	3.49%	645,466	9.28%	394,637	5.68%	105,885	1.52%	1,145,987	16.48%
Ranson Middle School (07)	1,504,260	48,400	3.22%	28,776	1.91%	77,176	5.13%	82,938	5.51%	18,500	1.23%	178,614	11.87%
Reedy Creek Elementary School	6,046,918	74,405	1.23%	75,548	1.25%	149,953	2.48%	1,196,637	19.79%	41,737	0.69%	1,388,327	22.96%
Ridge Road Middle School	18,946,012	1,661,047	8.77%	2,778,018	14.66%	4,439,065	23.43%	3,007,398	15.87%	57,760	0.30%	7,504,224	39.61%
River Gate Elementary School (E07-06)	12,132,726	684	0.01%	98,859	0.81%	99,543	0.82%	11,272,960	92.91%	11,700	0.10%	11,384,204	93.83%
River Oaks Academy (E07-02)	12,162,867	998,399	8.21%	109,503	0.90%	1,107,902	9.11%	1,608,026	13.22%	1,448,155	11.91%	4,164,083	34.24%
Rocky River High School (H07-01)	46,797,505	1,627,590	3.48%	368,036	0.79%	1,995,626	4.26%	3,635,830	7.77%	2,102,861	4.49%	7,734,317	16.53%
School Administration Building Project	159,162			50,000	31.41%	50,000	31.41%					50,000	31.41%
Sedgefield Elementary School	11,523,949	979,425	8.50%	227,728	1.98%	1,207,153	10.48%	1,240,817	10.77%	27	0.00%	2,447,997	21.24%
Sedgefield Middle School	6,320,750	741,686	11.73%	234,639	3.71%	976,325	15.45%	343,856	5.44%			1,320,182	20.89%
Sedgefield Middle School (02)	13,342,762	15,922	0.12%	233,911	1.75%	249,833	1.87%	11,571,530	86.73%	17,957	0.13%	11,839,319	88.73%
Selwyn Elementary School	11,537,922	308,647	2.68%	198,150	1.72%	506,797	4.39%	1,563,176	13.55%	3,656	0.03%	2,073,629	17.97%
Sharon Elementary School	7,655,029	83,381	1.09%	1,006,601	13.15%	1,089,981	14.24%	647,853	8.46%	5,425	0.07%	1,743,259	22.77%
Smith Middle School	5,946,659	388,360	6.53%	81,226	1.37%	469,586	7.90%	79,027	1.33%	1,532	0.03%	550,144	9.25%
South Mecklenburg High - Stadium Replacement	3,149,889	46,596	1.48%			46,596	1.48%	292,966	9.30%			339,562	10.78%
South Mecklenburg High School ('06 COPs)	13,362,155	50,358	0.38%	241,081	1.80%	291,439	2.18%	1,607,496	12.03%	96,819	0.72%	1,995,754	14.94%
Southwest Middle School (M97-03)	18,439,467	511,121	2.77%	226,120	1.23%	737,240	4.00%	2,468,354	13.39%	23,375	0.13%	3,228,969	17.51%
Spaugh Middle School	3,219,027	100,987	3.14%	11,473	0.36%	112,459	3.49%	166,225	5.16%	781	0.02%	279,465	8.68%
Starmount Elementary School	2,901,424	92,104	3.17%	395,611	13.64%	487,715	16.81%	160,416	5.53%			648,130	22.34%
Sterling Elementary School	10,842,808	948,049	8.74%	734,751	6.78%	1,682,800	15.52%	387,777	3.58%	446	0.00%	2,071,023	19.10%
Stoney Creek Elementary School (E07-03)	12,552,780	104,468	0.83%	97,574	0.78%	202,041	1.61%	2,236,266	17.81%	14,522	0.12%	2,452,829	19.54%
Structural Improvements	1,106,955	6,700	0.61%	3,954	0.36%	10,654	0.96%	1,593,976	144.00%	2,900	0.26%	1,607,530	145.22%
Thomasboro Elementary School	9,453,614	869,940	9.20%	148,788	1.57%	1,018,728	10.78%	376,657	3.98%	33,220	0.35%	1,428,605	15.11%
Torrence Creek Elementary School (E00-02)	9,628,161	634,036	6.59%	60,100	0.62%	694,136	7.21%	451,195	4.69%	4,035	0.04%	1,149,366	11.94%
Tryon Hills Elementary School	1,901,477	233,244	12.27%	10,318	0.54%	243,562	12.81%	184,676	9.71%			428,237	22.52%
Tuckaseegee Elementary School	10,545,394	308,357	2.92%	132,233	1.25%	440,591	4.18%	1,351,800	12.82%	30,419	0.29%	1,822,810	17.29%
Vance High School	1,130,204			82,710	7.32%	82,710	7.32%	22,255	1.97%	107,500	9.51%	212,465	18.80%
Walter G. Byers Elementary School	9,823,609	850,515	8.66%	493,477	5.02%	1,343,993	13.68%	789,898	8.04%			2,133,891	21.72%
West Mecklenburg High	740,856	120,309	16.24%			120,309	16.24%	78,270	10.56%			198,580	26.80%
Westerly Hills Elementary School	5,845,940	499,203	8.54%	282,493	4.83%	781,697	13.37%	351,994	6.02%			1,133,691	19.39%
Whitewater Academy	13,267,002	109,610	0.83%	288,857	2.18%	398,467	3.00%	1,777,529	13.40%	96,022	0.72%	2,272,018	17.13%
Whitewater Middle School	17,174,629	161,733	0.94%	249,587	1.45%	411,320	2.39%	2,399,066	13.97%	1,676,442	9.76%	4,486,828	26.12%
Wilson Middle School	5,995,389	551,421	9.20%	191,338	3.19%	742,759	12.39%	370,086	6.17%	5,333	0.09%	1,118,178	18.65%

Project Contractor	Contract Amount	African American MBE \$	AA MBE %	Other MBE \$	Other MBE %	Total MBE \$	Total MBE %	WBE \$	WBE %	SBE \$	SBE%	Total MWSBE	Total MWSBE
Windsor Park Elementary School	11,867,687	471,804	3.98%	1,895,912	15.98%	2,367,716	19.95%	1,639,904	13.82%	36,788	0.31%	4,044,408	34.08%
Winget Park Elementary School	14,722,700	857,171	5.82%	69,602	0.47%	926,773	6.29%	2,977,794	20.23%	37,706	0.26%	3,942,274	26.78%
Winterfield Elementary School	8,650,643	28,256	0.33%	1,062,414	12.28%	253,295	2.93%	95,149	1.10%	7,548,305	87.26%	7,896,749	91.29%
REPORT SUMMARY													
Total Design Costs	97,989,513	8,097,249	8.26%	5,238,027	5.35%	13,335,276	13.61%	7,740,375	7.90%	426,902	0.03%	21,502,554	21.94%
Total Construction Costs	1,440,036,323	49,644,704	3.45%	46,619,817	3.24%	96,264,521	6.68%	223,672,682	15.53%	32,124,990	2.23%	352,062,193	24.45%
Total Design/Construction Costs	1,538,025,836	57,741,954	3.75%	51,857,844	3.37%	109,599,798	7.13%	231,413,058	7.90%	32,551,892	2.12%	373,564,747	24.29%
Bovis Program Management	58,368,350	10,990,760	18.83%	0		10,990,760	18.83%	752,951	1.29%	0	0.00%	11,743,711	20.12%
Total Active Projects Administered¹	1,596,394,186	68,732,714	4.31%	51,857,844	3.25%	120,590,558	7.55%	232,166,009	14.54%	32,551,892	2.04%	385,308,458	24.14%
¹ This total does not include Legal Mandates, FF&E or Land Acquisition.													

PROJECT CONTROLS

Charlotte-Mecklenburg Schools
 Architect/Engineer Performance Indicators
 Schools Bid After January 1, 2007

School	Site Adapt /Other	A/E Firm	A/E Fee	A/E Fee as % of Original Prototype Fee	A/E Fee as % of Award	Bid Date	a	b	c=a-b	d=c/b	Number of Bids Received	Bid Cost per SF (new schools only)	Plan Reviews Required to be permissible by Building Standards****	Current # of Error and Omission Changes
							Average Bid Value	Low Base Bid*** (Excludes Alternates)	Average less Low Base Bid	Percentage Difference Low Base Bid to Average Bid				
New/Replacement Schools														
Polo Ridge ES	Prototype ES-1	Wash Hatem Nelson	\$667,200	n/a	6.2%	1-Jun-06	10,975,333	10,869,000	106,333	0.98%	3	\$136.30	3	19
Elon Park ES	Site Adapt ES-1-a	Wash Hatem Nelson	\$593,150	89%	6.3%	24-Apr-07	9,869,750	9,648,000	221,750	2.30%	6	\$125.48	3	22
Barnette ES	Site Adapt ES-1-b	Wash Hatem Nelson	\$535,000	80%	6.7%	22-Mar-07	10,314,367	9,882,000	432,367	4.38%	6	\$122.20	2	13
Whitewater Academy	Site Adapt ES-1-c	Wash Hatem Nelson	\$517,764	78%	5.4%	22-May-07	9,668,900	9,448,300	220,600	2.33%	7	\$133.61	3	9
new Palisades ES (E07-04)	Site Adapt ES-1-d	Wash Hatem Nelson/Site Solutions	\$601,250	90%										
new Johnston Oehler ES (E07-08)	Site Adapt ES-1-e	Wash Hatem Nelson	\$620,725	93%										
Croft Community School	Prototype ES-2	Cort Architectural Group	\$723,000	n/a	6.7%	1-May-07	11,338,200	10,656,000	682,200	6.40%	4	\$136.82	2	19
Ballantyne ES	Site Adapt ES-2-a (3-story version)	Cort Architectural Group	\$758,150	105%	5.9%	8-May-07	12,814,083	12,686,000	128,083	1.01%	6	\$139.49 *	4	13
River Oaks Academy (E07-02)	Site Adapt ES-2-b	Cort Architectural Group/Turnbull Sigmon	\$656,165	91%	5.9%	10-Jun-08	11,650,333	11,097,000	553,333	4.99%	6	\$136.21	2	9
Stoney Creek ES (E07-03)	Site Adapt ES-2-c (2-story version)	Cort Architectural Group/Site Studio	\$690,650	96%	6.1%	15-May-08	11,446,640	11,301,000	145,640	1.29%	5	\$135.46	2	12
new Robinson Church Rd. ES (E07-05)	Site Adapt ES-2-d (w/pre-K wing)	Cort Architectural Group	\$836,000	116%										
Pineville ES (R)	Site Adapt ES-2-e	Cort Architectural Group	\$625,000	86%										
Long Creek ES	Prototype ES-3	ADW Architects	\$828,500	n/a	n/a	13-Mar-08	N/A	11,889,193	(actual GMP less Beatties Ford Rd. work)		\$138.89		15	
Berewick ES (E07-01)	Site Adapt ES-3-a	ADW Architects/Turnbull Sigmon	\$666,255	80%	5.3%	3-Jun-08	13,394,758	12,543,843	850,915	6.78%	8	\$130.05	3	31
River Gate ES (E07-06)	Site Adapt ES-3-b	ADW Architects/Turnbull Sigmon	\$579,700	70%	5.4%	1-May-08	11,017,960	10,687,000	330,960	3.10%	5	\$128.20	2	25
Bain ES (R)	Site Adapt ES-3-c	ADW Architects	\$622,000	75%										
new Stumptown ES (E07-07)	Site Adapt ES-3-d	ADW Architects	\$698,000	84%										
Hough HS	Prototype HS-1	Little Diversified	\$2,222,500	n/a	n/a	24-Apr-08	N/A	43,575,121	(actual GMP)		\$168.77	3	37	
Rocky River HS	Site Adapt HS-1-a	Little Diversified	\$1,822,500	82%	4.2%	17-Apr-08	N/A	42,920,703	(actual GMP)		\$172.37	4	24	
Ridge Road MS	Prototype MS-1	The FWA Group	\$1,155,320	n/a	n/a	20-Mar-08	15,925,063	15,194,000	731,063	4.81%	8	\$116.74	3	37
Whitewater MS	Site Adapt MS-1-a	The FWA Group	\$741,524	64%	4.9%	18-Mar-08	15,781,986	14,999,000	782,986	5.22%	7	\$115.24	3	30
McClintock MS (R)	Site Adapt MS-1-b	The FWA Group	\$1,125,000	97%										

* - Cost/SF of Providence Road West ES excludes the costs associated with the subdivision plan

*** - Low base bid on this report may not be the actual award amount and/or Contractor due to the effect of alternates on the bid. **** - Specifically excludes all other regulatory agencies reviews required for permit.

Long Creek Cost/SF excludes \$1.25M road requirements included in the Contract.

Green - Site adapt/re-use of Prototype design

Charlotte-Mecklenburg Schools
 Prototype and Site Adaptation Schedule Information
 Variance in Design Schedule Milestones

as of 30-Apr-10

		a	b	c=b-a	d	e=d-a	f	g=f-a	h	i=h-f	j	k=j-h	l=k+i+g
		Start Of Schematic Design (SD)	Schematic Design Complete	Duration from Design Start to 100% SD	Design Development (DD) Documents Complete	Duration from Design Start to 100% DD	Construction Documents 95%	Total Duration of Design Cycle	Award of Contract (BOE Approval)	Duration from Design Completion to Award of Contract	Date of Beneficial Use (Substantial Completion)	Duration from Award of Contract to Beneficial Use	Overall Project Cycle Duration
Ridge Road MS	Planned (Contract)	13-Dec-06	19-Feb-07	68	7-May-07	145	8-Oct-07	299	15-Apr-08	190	25-Jul-09	466	955
	Actual	13-Dec-06	20-Feb-07	69	21-May-07	159	12-Nov-07	334	15-Apr-08	155	25-Aug-09	497	986
	Variance	0	-1		-14		-35		0				
Whitewater MS	Planned (Contract)	13-Dec-06	19-Feb-07	68	7-May-07	145	8-Oct-07	299	15-Apr-08	190	6-Jul-09	447	936
	Actual	13-Dec-06	20-Feb-07	69	21-May-07	159	12-Nov-07	334	15-Apr-08	155	25-Aug-09	497	986
	Variance	0	-1		-14		-35		0		-50		
Bailey Road HS	Planned (Contract)	22-Dec-06	15-Feb-07	55	1-Jun-07	161	14-Oct-07	296	27-May-08	226	1-Apr-10	674	1196
	Actual	22-Dec-06	14-Mar-07	82	28-Jun-07	188	5-Dec-07	348	27-May-08	174	26-Mar-10	668	1190
	Variance	0	-27		-27		-52		0		6		
Mint Hill HS	Planned (Contract)	22-Dec-06	15-Feb-07	55	1-Jun-07	161	14-Oct-07	296	27-May-08	226	1-Apr-10	674	1196
	Actual	22-Dec-06	14-Mar-07	82	28-Jun-07	188	5-Dec-07	348	27-May-08	174	30-Mar-10	672	1194
	Variance	0	-27		-27		-52		0		2		
Berewick ES (E07-01)	Planned (Contract)	17-Dec-07	2-Jan-08	16	16-Jan-08	30	1-Mar-08	75	24-Jun-08	115	17-Jul-09	388	578
	Actual	17-Dec-07	2-Jan-08	16	23-Jan-08	37	26-Feb-08	71	24-Jun-08	119	3-Aug-09	405	595
	Variance	0	0		-7		4		0		-17		
River Oaks Academy (E07-02)	Planned (Contract)	6-Dec-07	3-Jan-08	28	14-Feb-08	70	3-Apr-08	119	24-Jun-08	82	31-May-09	341	542
	Actual	6-Dec-07	3-Jan-08	28	14-Feb-08	70	17-Apr-08	133	24-Jun-08	68	13-Jul-09	384	585
	Variance	0	0		0		-14		0		-43		
Stoney Creek ES (E07-03)	Planned (Contract)	7-Nov-07	6-Dec-07	29	17-Jan-08	71	20-Mar-08	134	27-May-08	68	19-Jun-09	388	590
	Actual	7-Nov-07	6-Dec-07	29	17-Jan-08	71	20-Mar-08	134	27-May-08	68	13-Aug-09	443	645
	Variance	0	0		0		0		0		-55		
River Gate ES (E07-06)	Planned (Contract)	21-Dec-07	21-Dec-07	0	4-Jan-08	14	7-Feb-08	48	13-May-08	96	8-Jul-09	421	565
	Actual	21-Dec-07	21-Dec-07	0	4-Jan-08	14	8-Feb-08	49	13-May-08	95	13-Jul-09	426	570
	Variance	0	0		0		-1		0		-5		
Palisades ES (E07-04)	Planned (Contract)	1-Oct-08	N/A	N/A	N/A	N/A	2-Feb-09	124				0	124
	Actual	1-Oct-08	N/A	N/A	N/A	N/A	30-Jan-09	121				0	121
	Variance	0					3						
Pineville ES	Planned (Contract)	28-Aug-08	9-Oct-08	42	6-Nov-08	70	9-Jan-09	134				0	134
	Actual	28-Aug-08	26-Sep-08	29	27-Oct-08	60	23-Dec-08	117				0	117
	Variance	0	13		10		17						

Charlotte-Mecklenburg Schools
 Prototype and Site Adaptation Schedule Information
 Variance in Design Schedule Milestones

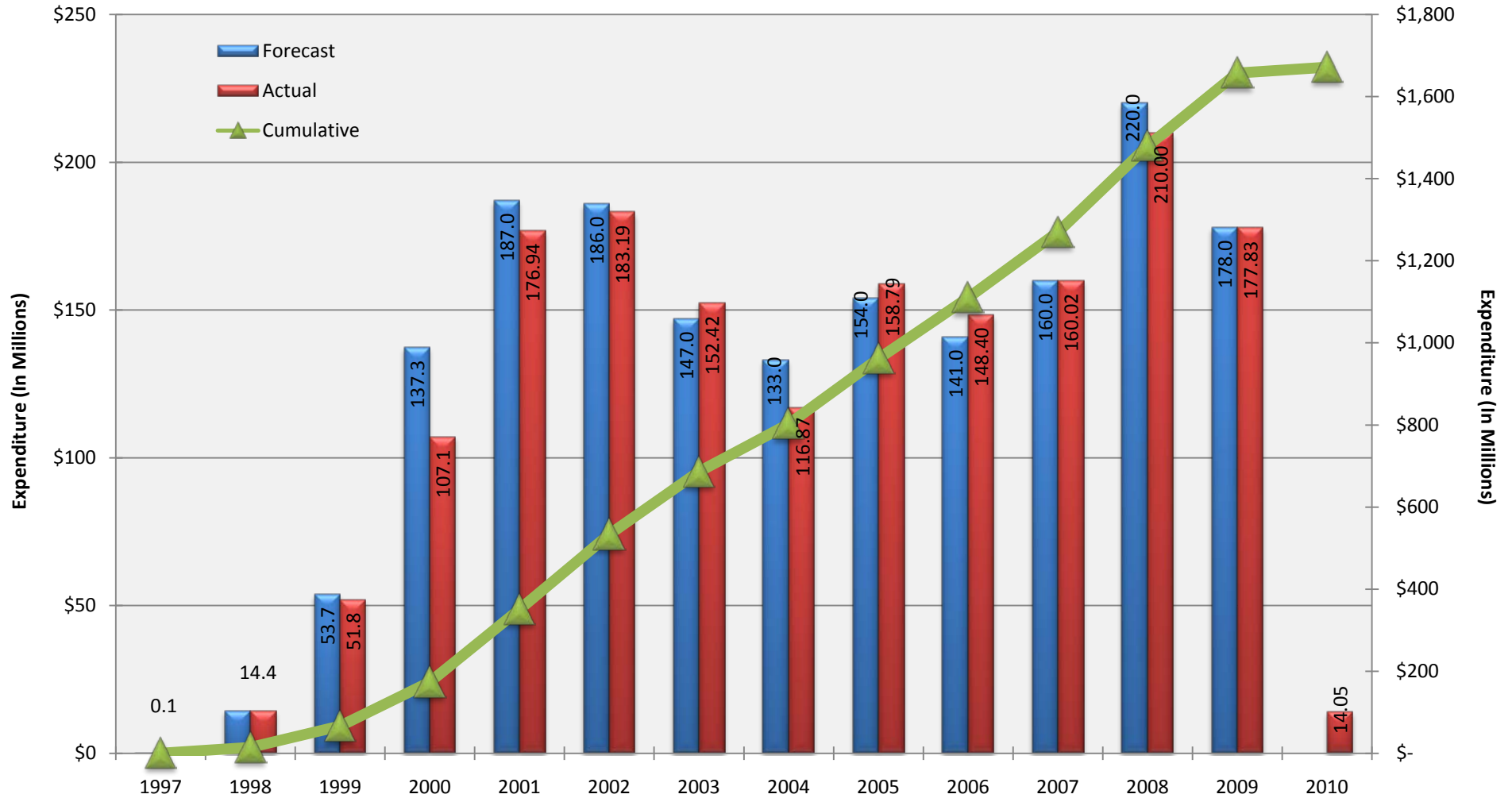
as of 30-Apr-10

		a	b	c=b-a	d	e=d-a	f	g=f-a	h	i=h-f	j	k=j-h	l=k+i+g
		Start Of Schematic Design (SD)	Schematic Design Complete	Duration from Design Start to 100% SD	Design Development (DD) Documents Complete	Duration from Design Start to 100% DD	Construction Documents 95%	Total Duration of Design Cycle	Award of Contract (BOE Approval)	Duration from Design Completion to Award of Contract	Date of Beneficial Use (Substantial Completion)	Duration from Award of Contract to Beneficial Use	Overall Project Cycle Duration
Stumptown ES (E07-07)	Planned (Contract)	27-Aug-08	8-Oct-08	42	26-Nov-08	91	30-Jan-09	156				0	156
	Actual	27-Aug-08	8-Oct-08	42	26-Nov-08	91	16-Feb-09	173				0	173
	Variance	0	0		0		-17						
Bain ES	Planned (Contract)	27-Aug-08	30-Sep-08	34	25-Nov-08	90	15-Jan-09	141					
	Actual	27-Aug-08	5-Oct-08	39	14-Nov-08	79	9-Jan-09	135	CONSTRUCTION ON HOLD				
	Variance	0	-5		11		6						
Johnston-Oehler Road ES (E07-08)	Planned (Contract)	10-Feb-09	N/A	N/A	N/A	N/A	2-May-09	81					
	Actual	10-Feb-09	N/A	N/A	N/A	N/A			CONSTRUCTION ON HOLD				
	Variance	0											
McClintock MS	Planned (Contract)	2-May-08	2-May-08	0	2-May-08	0	11-Jul-08	70					
	Actual	2-May-08	2-May-08	0	2-May-08	0	3-Jul-08	62	CONSTRUCTION ON HOLD				
	Variance	0	0		0		8						
Sharon Amity ES (E07-05)	Planned (Contract)	19-Sep-08	16-Oct-08	27	11-Dec-08	83	3-Mar-09	165					
	Actual	19-Sep-08	20-Oct-08	31	1-Dec-08	73	4-Mar-09	166	CONSTRUCTION ON HOLD				
	Variance	0	-4		10		-1						

Comparable Project Information

Mallard Creek HS	Actual	24-Jan-04	18-Mar-04	54	15-Jul-04	173	19-Oct-04	269	14-Sep-04	-35	21-Jun-07	1010	1244
Ardrey Kell HS	Actual	28-Feb-03	6-May-03	67	24-Sep-03	208	26-Jan-04	332	13-Jan-04	-13	27-Jul-06	926	1245
Bailey Road MS	Actual	23-Sep-03	25-Nov-03	63	8-Mar-04	167	5-Aug-04	317	14-Sep-04	40	7-Jul-06	661	1018

**Forecast Expenditure versus
Actual Expenditure through April 2010**



NOTE: CIP Expenditure Forecasts include 1996/97/00/02/07 Bonds, 1999, 2004/05/06/07/08 COP's. Expenditures will extend beyond 2010, but are not illustrated.